


# Library and Display Price List 2016

*Effective February 1, 2016*



**TMC**  
FURNITURE

## Table of Contents

---

3	Environmental Statement
3	Ordering Information
4	Terms, Conditions and General Information
6	Size and Age Chart
6	Edge Style Chart
8	Leg Styles
7	<b>Cut-Out Design Processes</b>
8-9	Wood Finish Selections
10	Powder Coat Selections
10	Glide Selections
11	How to Create a Product Code

---

<b>14-27</b>	<b>Carrels</b>
	Arcadia, Pilston and Wheatland

---

<b>28-31</b>	<b>End Panels and Canopy Tops</b>
--------------	-----------------------------------

---

<b>32-38</b>	<b>Casegoods</b>
	Cantilevered and Magazine Shelving, Bookcases, Dictionary Stands and Display

---

<b>39-50</b>	<b>Book Bins and more</b>
	Book Bins, Toy Box, Puppet Stage, Mobiles

---

<b>51-62</b>	<b>Speciality Tables</b>
--------------	--------------------------

---

<b>63-65</b>	<b>Circulation Desks</b>
--------------	--------------------------

## Ordering Information



### Environment and Sustainability

TMC Furniture is committed to reducing, reusing and recycling to help ease the strain on our environment.

- We design and manufacture all of our products with long life cycles to reduce the need to discard and replace furniture.
- Our products are primarily manufactured using wood – a wonderful organic material that is renewable, recyclable and biodegradable.
- The northern hardwoods that we select for our furniture come from renewable and sustainable forests; we do not use wood from endangered tree species.
- TMC furnishings are made in the USA, which limits our transportation needs (as compared to trans-oceanic imports), thus reducing the carbon footprint of our products.
- Many of our products are constructed using Forbo Linoleum a “high-scoring” LEED material. TMC’s extensive experience with environmentally-friendly materials allows us to easily incorporate them into semi-custom and fully-custom products.
- Our metal and plastic products contain recycled content.
- Our adhesives, stains and finishes are designed to minimize harmful emissions – wherever possible, we use water-based products.
- Both our locations – TMC’s Grand Rapids Factory and Ann Arbor Office – are committed to recycling paper, cardboard, plastics and scrap materials left over from our furniture production, thus dramatically reducing landfill requirements.
- We are just-in-time manufacturers, eliminating storing unnecessary inventory.
- We offer blanket-wrap shipping, thereby eliminating packaging waste.

Whenever possible, TMC uses processing procedures and products that have minimal environmental impact.



**BIFMA**

### ORDERS

Please submit all orders in writing and specify each item by its product code and the corresponding model description, finish, upholstery and options offered in the price list. If your current order must match a previous order, a sample product from the original order needs to accompany your new order to assure uniformity of finish and construction.

### ACKNOWLEDGEMENT

Our written acknowledgement will notify you that your order has been accepted. If there is any discrepancy, you need to notify us within 72 hours using the approval request form that is provided by TMC.

You will receive an estimated ship date once your order has been fully acknowledged and approved. If for some reason your furniture must not ship earlier than the estimated ship date, please specify a “Do not ship before date” in your purchase order. While we make every effort to ship your furniture on time, we are not responsible for delays in scheduling or failure to make a scheduled shipping date due to factors beyond our control such as strikes, lockouts or other labor complications, wars, riots, Acts of God, fires, accidents, restraints affecting shipment or credit, reduced supply, excessive cost of fuel or raw material, delays from suppliers, compliance with government regulations or other unforeseen contingencies.

### WOOD FINISHES

TMC’s wood finishes, like all wood finishes, can be light sensitive, therefore care should be taken to avoid placing your chairs in areas exposed to intense natural light. We apply UV blocker on our furniture, however, expect some wood finish colors to shift over time. There are variations common to all wood species, so the color and grain characteristics of our finish samples may not exactly match the finish of the furniture you receive from us. The aniline dyes, wood stains and toners penetrate wood, however, chair seats, furniture surfaces and edges may show wearing with use especially on the dark finish colors.

### WATER BASE TOP COAT FINISH

TMC’s water base top coat is also available on all of our products. No upcharges will apply. To order simply put a W- before the finish number. For example W-01 is water based Clear.

### CUSTOM WOOD FINISH MATCH

We will be pleased to prepare custom wood finish matches for you, however, all custom matches are subject to a minimum mixing charge. The set-up is \$445.00 LIST and \$16.00 LIST per unit. We require several important conditions for all custom finish orders. First, your custom finish must be approved by our factory. Please allow up to three weeks for our factory to prepare the custom wood finish match sample. Second, due to limitations of the raw materials and the natural background color of wood, not all colors can be successfully reproduced. As a result, we cannot always determine beforehand whether or not a color is suitable for custom finish matching. This is especially true in the case of custom colors submitted on non-wood products. If we are unable to produce a commercial match to your custom color, you will be notified as early as possible and you will not be charged.

### Terms, Conditions and Shipping Information

---

#### PRICES

All prices in our catalog are list prices F.O.B. our factory in Grand Rapids, Michigan. Our chair pricing includes packing and corrugated cartoning for common carrier shipments. Our list prices do not include freight, storage, taxes or additional packaging required for UPS or blanket wrapped shipments. Our prices are subject to change without notice.

We reserve the right to change quotation prices prior to acceptance by you. Our quotation prices are valid for 30 days; a TMC quote older than 30 days must be re-submitted for dating and approval. Any pricing for orders in which you specify a shipment 90 days or more after the formal date of acknowledgment will be based on the product's prevailing price at time of shipment.

#### RESALE RIGHTS

We reserve the right to reject any order placed by any customer for any reason, irrespective of whether orders have been previously accepted from that customer; and without incurring any liability to that customer. No customer shall have a continuing right to buy products from us except as part of a formal dealer agreement or other written agreement covering future supply and authorized by us and the reseller. Distribution of our price list or catalog does not itself constitute an offer to sell.

#### CREDIT AND PAYMENT TERMS

New customers are encouraged to establish an open account; to do this, please request a credit application from our accounting department. One bank and three trade references will be required. Credit will be established upon review and approval of your application. Please allow up to four weeks delay for credit approval. To avoid this delay, orders from new accounts must be accompanied by a 50% deposit. If credit is approved by the time your first order is ready to ship, the balance must be paid within the terms stated on your acknowledgement. Accounts that are inactive for a twelve-month period will automatically be closed and are subject to the above conditions for new accounts. We reserve the right to change or cancel credit and may request advance payment at any time.

Once you have established an open account with us, terms are "Net 15 Days" after the date of our invoice. We add a service charge of 2% each month to all past due accounts. Additionally, we cease processing all orders for past due accounts until the amount due, including any service charge, is paid in full. We require a down payment of 50% for all custom orders, and we will not schedule custom orders for production until the down payment is received.

#### CHANGES AND CANCELLATIONS

You must receive factory approval to change or cancel your order. We will make every reasonable effort to stop production scheduling and shipment after we have received your written notification of any changes, cancellations or deferrals. However, we ask that you comply with the following:

##### Changes

Order changes are subject to a fee which will be used to cover administrative, design and/or engineering time. Any change request(s) must be documented in writing. We will in turn, confirm in writing, our acknowledgement of your change and inform you of the fee amount (if applicable). Order changes received after production has started involving only an increase in quantity will not be assessed a charge. Custom orders or orders with custom finishes cannot be changed after work has been started. Orders for upholstered chairs may not be changed after upholstery cover has been cut. You will receive the goods as ordered and be liable for amount due.

##### Cancellations

We charge \$100 for cancellations received prior to production. Cancellations received after production has been started will be assessed the total accumulated cost of the project plus a \$100 net cancellation charge to cover administrative costs.

#### FREIGHT PROGRAM

TMC Furniture has a freight program that applies to deliveries inside the continental United States. The rates are based on the percentage of the LIST price of TMC Furniture products. Percentages will vary according to the destination state. Please see the LTL Freight Program PDF, a companion worksheet, for freight zones and percentage rates. Available on our website under Resources>Programs. For deliveries outside the continental United States, please contact customer service for your freight rate.

#### SHIPPING

We will ship in accordance with your written instructions. If you omit specific shipping instructions, then we will ship in the manner that we consider to be the best way. All shipments are sent F.O.B. Grand Rapids, Michigan. Our liability ends when the carrier issues a receipt to us, which is an acknowledgement by the transportation company that the shipment has been received in good condition. Title of the goods and risk of loss then transfers to you. Freight must be paid by you unless otherwise acknowledged in writing by TMC. We make every effort to ship orders complete and on schedule. We reserve the right to make partial shipments as merchandise is ready. Our failure to deliver all the merchandise at one time does not relieve you from the obligation to accept and pay for the merchandise you receive.

#### DAMAGE CLAIMS

All our products are thoroughly inspected prior to shipment from our factory and packed to comply with carrier requirements. You should carefully inspect all items upon arrival and note any obvious damage on the receipt of delivery and if possible, photograph the damage. You need to file a written claim immediately with the carrier if you discover any obvious or subsequently concealed damage. Caution: When a clear receipt is obtained by a carrier, then the carrier is no longer responsible for damages or shortages. Damaged freight cannot be refused by the consignee (buyer). Processing claims for damage and shortages are the responsibility of the buyer. At no time can claims be deducted from our invoices.

#### DEFERRED SHIPMENTS

If you request a delay in shipment of your order and your order is complete or in the production cycle, then we assess charges from the completion date in accordance with our policy for "Storage by the Manufacturer:"

#### STORAGE BY THE MANUFACTURER

If you cannot accept delivery when your furniture is ready, according to the terms of our acknowledgement, then we reserve the right to transfer the merchandise to storage at your expense, and the order will be invoiced at the time of storage. Payment of this invoice will be due on the original terms stipulated in our acknowledgement. Storage charges and freight charges for delivery will be invoiced separately upon release of the merchandise from storage and will be due upon receipt of the invoice.

We charge \$3.50 net per hundred weight, or a minimum of \$35.00, whichever is greater, plus \$35.00 net handling for any items that are required to be stored for more than a week. If long-term storage (i.e., anything over 30 days) becomes necessary, then we require you to arrange appropriate warehousing and insurance coverage and the merchandise will be stored at your risk.

#### STORAGE AND USE BY OWNER

Due to the nature of wood products, we cannot guarantee any product stored, used or placed in an environment where temperature and humidity are not controlled. Temperatures must be maintained within a range of 50°-80° F (10°-27° C); the relative humidity must be maintained between 25% and 40%. Not surprisingly, these conditions are also commonly recommended human health standards.

#### RETURN POLICY

All of products are made to order and are not eligible for return. If by small chance your product was given the ok for return there is a 30% restocking charge plus freight.

**WARRANTY**

All TMC products are made to our high production and design standards and are warranted to be free from defects in material and workmanship for a period of five years from the date of shipment from our factory. Our obligation during this warranty period is limited to repair or replacement at our option. This warranty covers defects in workmanship that would lead to veneer lifting or peeling, glue joint failure, and wood joints pulling apart. TMC's warranty covers the lifting of plastic laminate, linoleum or other surface material from substrate, but we can only underwrite the original manufacturer's guarantee against scratching, chipping and material defect. TMC uses finishing techniques that highlight the inherent beauty of wood. However, wood is a natural product with naturally-occurring imperfections: depending on the species and cut certain hardwoods and veneers may absorb our stains differently; all finishes can be expected to mellow with age; and some expansion/contraction is normal. Therefore, the foregoing are not considered defects in materials or manufacturing process and are not covered under this warranty. TMC does not warrant products manufactured to the specifications of others nor their fitness for particular purpose or use. No warranty is made for non-standard materials selected by and used at the request of the customer such as COM, COL, or any other customer-supplied or specified product.

Our warranty becomes null and void on any goods repaired or altered by any person who is not authorized by TMC or where the purchaser has failed to follow published instructions for assembly, use or care. This warranty covers our products under normal use and in service under conditions for which the products are designed. TMC considers normal use to be single-shift service (eight hours per day, five days per week); extended use (multiple shifts, 24-hour facilities, etc.) will reduce this warranty to two years. Additionally, this warranty becomes null and void on any products which, in the judgment of TMC, have been subject to abuse, misuse, improper storage, negligence, acts of God, or environmental conditions such as heat or humidity or damage to the products that is not attributable to the failure of the products themselves. We make no other warranties either expressed or implied regarding any matter whatsoever, including, without limitation, the condition of the merchandise, its merchantability, or its fitness for any particular use or purpose, and in no event shall TMC be liable for incidental or consequential damages. Any defects should be reported immediately. All claims will be processed by TMC's Customer Service Department, and all returns must be authorized by us in writing. Merchandise authorized for return, repair or replacement must be removed from service, shipped and installed at the expense of the customer. A copy of the original purchase order must accompany all claims. This warranty is not transferable.

**PRODUCT DIMENSIONS, SPECIFICATIONS AND VARIATIONS**

The sizes and weights listed for our products are approximated. We reserve the right to make changes in design and construction or discontinue products without notice. Due to conditions beyond our control all wood products, fabrics and vinyls are subject to variations in color, texture and grain.

Our price list specifications supersede all other specifications whether verbal or written, and may not be altered without the written consent of an officer of TMC. All clerical errors on any agreement, publication, correspondence, price list, or product literature pieces are subject to correction at any time.

**CARE AND MAINTENANCE**

Since furniture is installed and used under a variety of conditions, we urge you to make inspections no less than every six months to look for damage or signs of structural fatigue incurred in daily handling, use and abuse. Your examination should include welds, machine screw assemblies and the shell to base fasteners. If you discover problems that could compromise the structural safety of a chair, table or other product, you should immediately remove it from service and TMC should be notified. Coats and other articles should not be hung on the backs of chairs. This practice may cause chairs to be unstable.

**Wood Edges and Veneer Surfaces**

Clean surfaces with a damp soft cloth. Dry surface by moving a soft cloth in the direction of the wood grain. Avoid placing tables under intense direct sunlight.

**Powder Coat Surfaces**

Clean surfaces with a mild soap solution. Dry with a soft cloth.

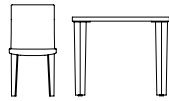
**Chrome Surfaces**

Clean with window cleaner or a damp cloth. Dry with a soft cloth.

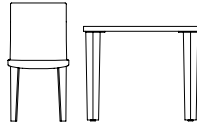
**SIZE AND AGE CHART**

---

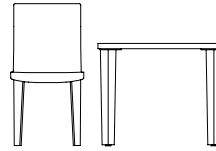
Recommended table and chair seat height and table height combinations for each stage of a child's development. Chair and table options recommended for 14 + Years Old are part of the adult collection.



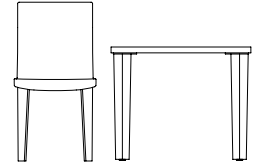
**4 - 9 Years Old**  
Chair 12" and Table 20"



**7 - 12 Years Old**  
Chair 14" and Table 24"



**10 - 15 Years Old**  
Chair 16" and Table 26"



**14 + Years Old**  
Chair 18" and Table 29"

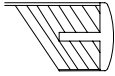
---

**Edge Styles**

---

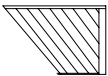


**10 Laminate Self Edge**

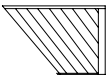


**15 Vinyl T-Mold 0.25**

**Edgeband (0.125")**

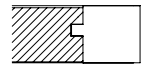


**20 Maple Edge**

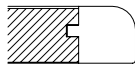


**25 Plywood Edge**

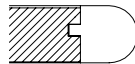
**Solid Wood (1.250")**



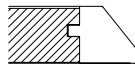
**30 Eased Edge**



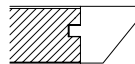
**31 Waterfall**



**32 Bullnose**



**33 Top Chamfer**



**34 Bottom Chamfer**

---

Visual Reference Tools

---

**CUT-OUT PROCESS OPTIONS AND CODES**

2 cut-out process options: Cut-Thru (CT) and InScribed (NC) and InSet (NT). To learn more about designs and processes available, reference the Cut-Out Portfolio, a companion workbook.



**CutThru™**  
**[CT]**

A panel with a CutOut design that leaves a void you can see through.



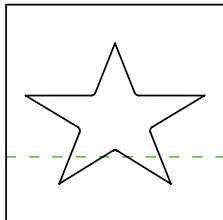
**InScribed™**  
**[NC]**

A panel with a laser design that is flush to the panel's surface.

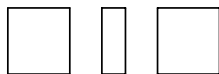
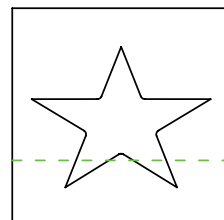
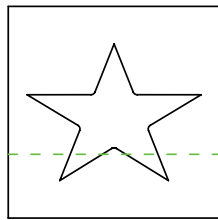


**InSet™**  
**[NT]**

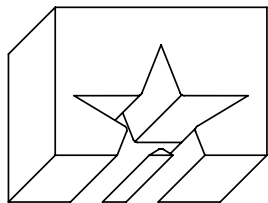
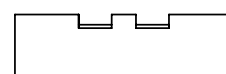
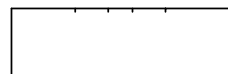
A panel with a recessed Cut-Out design (usually 1/4" deep) and filled with a material such as laminate or wood.



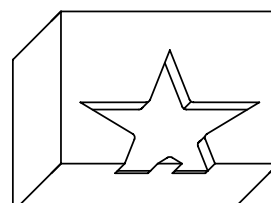
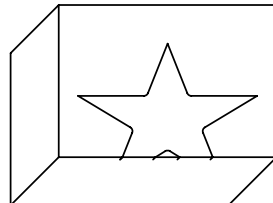
**Plan View**



**Cross-Section View**



**Isometric View**



---

For Panel leg tables and Column base tables

---

Tables that have the cutout option\* may be specified with InScribed™ or InSet™ processes.

**Standard Option Codes and Semi-Custom Upcharges**

**STANDARD WOOD FINISHES**

For color representation, please refer to each collection's specific finish chart or page 8

Transparent Wood Finishes		Toner Wood Finishes	
Clear	<b>01</b>	Aztec Red	<b>110</b>
Light Oak	<b>23</b>	Tangerine	<b>116</b>
Medium Oak	<b>26</b>	Mango	<b>113</b>
Tuscany	<b>18</b>	Palomino	<b>102</b>
Cherry	<b>84</b>	Grapefruit	<b>101</b>
Mahogany	<b>92</b>	Pistachio	<b>103</b>
Umber	<b>82</b>	Clover	<b>104</b>
Currant	<b>68</b>	Barracuda Blue	<b>120</b>
Tomato	<b>47</b>	Chicory	<b>108</b>
Pumpkin Pine	<b>06</b>	French Blue	<b>111</b>
Goldenrod	<b>08</b>	Blue Bell	<b>109</b>
Canary	<b>09</b>	Ocean	<b>105</b>
Spruce	<b>48</b>	Iris	<b>112</b>
Emerald	<b>77</b>		
Marsh	<b>71</b>		
Fern	<b>46</b>		
Verde	<b>52</b>		
Nightfall	<b>73</b>		
Violet	<b>81</b>		
Lupin	<b>83</b>		
Storm	<b>56</b>		
Chocolate	<b>85</b>		
Transparent Black	<b>98</b>		
Glacier	<b>03</b>		
Milk	<b>02</b>		

**Opaque Wood Finishes**

Chalk White	<b>117</b>
Pitch Black	<b>119</b>

**POWDERCOAT FINISHES**

For color representation, please refer to each collection's specific finish chart or page 9

<b>Standard Powdercoat</b>	
White	<b>A-PF10</b>
Black	<b>A-PF11</b>
<b>Semi-Custom Powdercoat</b>	
Cream	<b>B-PF22</b>
Grey	<b>B-PF23</b>
Yellow	<b>B-PF25</b>
Red	<b>B-PF24</b>
Cerulean Blue	<b>B-PF26</b>
Dark Blue	<b>B-PF28</b>
Dark Green	<b>B-PF29</b>
<b>Semi-Custom Powdercoat Metals</b>	
Silver	<b>C-PP11</b>
Bronze	<b>C-PP12</b>
Champagne	<b>C-PP13</b>
Matte Chrome	<b>C-PP14</b>

**Semi-Custom Powdercoat Upcharges**

**\$410. LIST** for set up  
**\$17.50 LIST** per unit

**Chrome Finish Code B-PP20**

Available on select product. Please see customer service for pricing unless noted in this Price List.

**Custom Powdercoat Upcharges CC**

**\$875. LIST** for set up  
**\$30.00 LIST** per unit

**CUSTOM FINISHES AND DESIGNS**

Please contact customer service with questions regarding custom finishes.

**Custom Wood Finish Upcharges**

**CC**

The upcharge costs associated with custom wood finish options are as follows: \$445.00 LIST for set up and \$16.00 LIST per unit.

**WATER BASE TOP COAT WOOD FINISH**

**W-\_\_**

Prefix W- with finish number. For example, if specifying Light Oak (23) with a water base, the correct code is as follows: W-23.

**STANDARD LAMINATE**

**SL**

TMC Furniture has standard laminate offerings from Arborite, Wilsonart, Pionite, Formica, and Nevamar. If specifying a standard laminate, use SL. (If a non-standard laminate is selected from a company on TMC's standard list, it is considered custom.)

**\*Custom Laminate Upcharges**

**CL**

TMC Furniture has premium laminate offerings from Arborite, Wilsonart, Pionite, Formica, Nevamar and any other manufacturer. Upcharges apply. Please consult customer service.

**STANDARD MARMOLEUM**

Standard marmoleum from FORBO is available. Please consult customer service for pricing.

**MODIFICATIONS TO STANDARD PRODUCT**

For modifying standard product such as chair/table leg heights, please contact customer service for upcharges.



## Wood Finishes


### TRANSPARENT WOOD FINISHES - MAPLE

---



### TONER WOOD FINISHES - MAPLE

---



### OPAQUE WOOD FINISHES - MAPLE

---



## Laminate Table Top Options

---

### ARBORITE®, FORMICA®, WILSONART®, PIONITE® and NEVAMAR®

\*If specifying a standard laminate from the aforementioned standard list, use the code SL.

\*If specifying a non-standard laminate from a company on the aforementioned standard list, it is considered custom. Use the code CL.

### STANDARD WOOD FINISH AND LAMINATE UPCHARGES

There are no upcharges for standard wood finishes and standard laminates.

### CUSTOM FINISH AND DESIGN UPCHARGES

Custom wood finish and laminate options are available. For upcharge information, please see Page 7 and contact customer service with any additional questions.

Powdercoat Finishes - metal legs

Standard

Semi-Custom




Semi-Custom - Powder Coat Metals



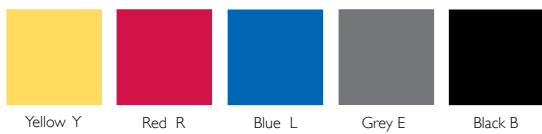
**SEMI-CUSTOM AND CUSTOM UPCHARGES**

Please see Page 7 for details or contact customer service with any additional questions.

Vinyl T-Mold Colors - table edge color



Wood Glide Colors for Lorca Wheatland Carrels



**How to create a carrel product code**

TMC's ordering system uses a product code that requires specifications to be detailed in a precise order. To make it easier for you to specify tables from the many options available, we suggest you follow the steps below in creating your table and corresponding product code. Should you have any questions, feel free to contact our customer service department or your sales rep, and they will be happy to assist you.

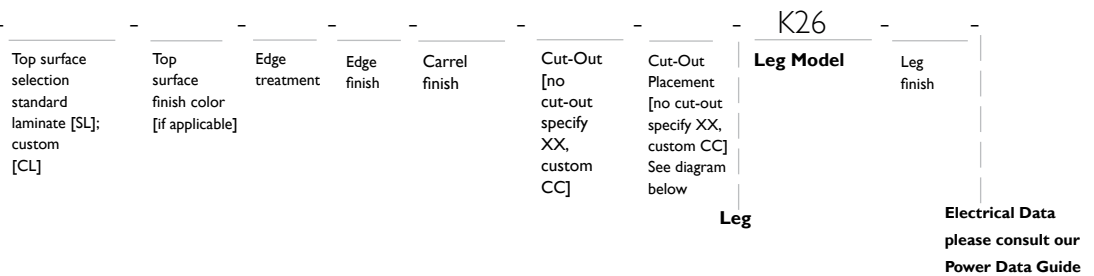


**How to Order**

Order all items by their product code.  
To create the product code specify:

1. Model
2. Top surface selection [specify standard laminate [SL]; custom laminate [CL]. Veneer surfaces available please see customer service]
3. Top surface finish color [if applicable]
4. Edge treatment code
5. Edge finish
6. Cut-Out [no cut-out specify XX; CutThru™ process, see page 8 for description]
7. Cut-Out placement [none XX]
8. Leg Model
9. Leg finish [see wood finish or powdercoat card]
10. Electrical Components [see Power Data Guide]

Example: CWAS3030L

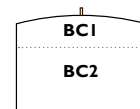


**Cut-Out Placement Code**

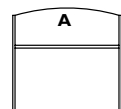
Standard placement is as follows:

- |                             |   |
|-----------------------------|---|
| <b>Back panel specify</b>   | A - above worksurface   |
| <b>Side panels specify</b>  | BC1 - top sides cut-out placement<br>BC2 - bottom sides cut-out placement |
| <b>Back and side panels</b> | ABC1 - above worksurface<br>ABC2 - below worksurface                      |

**Upcharge  
\$100 LIST**










Side panel



Front elevation

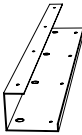
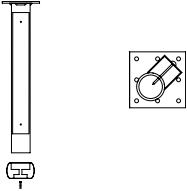






## Library and Display

### LEG STYLES

Description	Worksurface Height	Leg/Base Model	Construction
Algonquin Wood Leg 	29"	A29	Constructed of premium northern solid maple that is squared $2\frac{7}{8}$ " x $2\frac{7}{8}$ ". A top plate is fastened to the wood leg using concealed fasteners. Includes a concealed adjustable level feature. A wide variety of wood finish colors is available.
Flick Metal Leg 	25" 29"	C25 C29	Constructed of three $\frac{7}{16}$ " diameter steel wires welded to a 5" x 5" steel top plate with an adjustable level feature. Legs are electrostatically coated with epoxy powder. A wide variety of powder coat finishes are available.
Kestrel Wood Leg 	20" 24" 26" 29"	K20 K24 K26 K29	Constructed of premium northern solid maple that is squared and tapered, $2\frac{7}{8}$ " x $2\frac{7}{8}$ " at top and $1\frac{7}{8}$ " x $1\frac{7}{8}$ " at bottom. A top plate is fastened to the wood leg using concealed fasteners. Includes a concealed adjustable level feature. A wide variety of wood finish colors is available.
Lorca Metal Leg 	20" 24" 26" 29"	L20 L24 L26 L29	Constructed of a 2" diameter steel tube welded to a 4" x 4" steel top plate with an adjustable level feature. Legs are electrostatically coated with epoxy powder. A wide variety of powder coat finishes are available. Glide: Constructed of hard maple turned to match the Lorca Chair glide. Available in red, yellow, blue, grey and black.
Plover Wood Leg 	20" 24" 26" 29"	P20 P24 P26 P29	Constructed of molded 1" thick plywood of select North American rotary-cut maple veneer with an adjustable level feature. A wide variety of wood finish colors is available.
Yuma Metal leg 	29"	Y29	Constructed of a 2" square steel tube welded to a 4" x 4" steel top plate with an adjustable level feature. Legs are electrostatically coated with epoxy powder. A wide variety of powder coat finishes is available.
FINN Metal leg 	20" 24" 26" 29"	F20 F24 F26 F29	Constructed of a 2" diameter steel tube welded to a 4" x 4" steel top plate with an adjustable level feature. Legs are electrostatically coated with epoxy powder. A wide variety of powder coat finishes are available.

## Library and Display




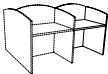
### ACCESSORIES

Product	Model	Description
 <p>Metal Wire Management Tray</p>	A-WM24	2.5" H x 24"W x 3.62" D 18 gauge cold rolled steel with .5"H lip. Color: Powdercoated Black
 <p>Lorca Leg Wire Manager</p>	A-WML20	20" H x 1.75"W x 1.25" D 14 gauge cold rolled steel with .75" C-channel to separate power from data lines. Connected to the side of a Lorca Table leg by 2 sheet metal screws. Wire Manager can be powdercoated to match the table leg 17.625"
	A-WML24	24" H x 1.75"W x 1.25" D 14 gauge cold rolled steel with .75" C-channel to separate power from data lines. Connected to the side of a Lorca Table leg by 2 sheet metal screws. Wire Manager can be powdercoated to match the table leg 21.625"
	A-WML26	26" H x 1.75"W x 1.25" D 14 gauge cold rolled steel with .75" C-channel to separate power from data lines. Connected to the side of a Lorca Table leg by 2 sheet metal screws. Wire Manager can be powdercoated to match the table leg 23.625"
	A-WML29	29" H x 1.75"W x 1.25" D 14 gauge cold rolled steel with .75" C-channel to separate power from data lines. Connected to the side of a Lorca Table leg by 2 sheet metal screws. Wire Manager can be powdercoated to match the table leg 26.625"
 <p>Kestrel Leg Wire Manager</p>	A-WMK29	1" router on center .75" deep Available in all leg heights
 <p>Plastic Vertical Wire Manager</p>	A-WMPV	1-3/32" H x 7/16" W x 26"L Color: Black
Grommet and Power Data		
 <p>3" Grommet Set A-G3</p>	 <p>3" Grommet Sleeve A-G3S</p>	 <p>Oval Grommet A-G26</p>
 <p>See see customer service for power data offerings</p>		



For cut-out pricing please contact customer service

List Price

	Description	Model	Plain	
<b>Arcadia Arc Carrel - Child single faced - starter</b> 	30"W x 29½"D x 43½" OH* Starter	CASCC3030LA	\$2,555.	
	36"W x 29½"D x 43½" OH* Starter	CASCC3630LA	\$2,577.	
	42"W x 29½"D x 43½" OH* Starter	CASCC4230LA	\$2,603.	
	48"W x 29½"D x 43½" OH* Starter	CASCC4830LA	\$2,630.	
	60"W x 29½"D x 43½" OH* Starter	CASCC6030LA	\$2,653.	
<b>Arcadia Arc Carrel - Child single faced - add-on</b> 	30"W x 29½"D x 43½" OH* Adder	CAACC3030LA	\$2,205.	
	36"W x 29½"D x 43½" OH* Adder	CAACC3630LA	\$2,228.	
	42"W x 29½"D x 43½" OH* Adder	CAACC4230LA	\$2,254.	
	48"W x 29½"D x 43½" OH* Adder	CAACC4830LA	\$2,281.	
	60"W x 29½"D x 43½" OH* Adder	CAACC6030LA	\$2,303.	
	*Height will vary depending on worksurface height			
<b>Arcadia Arc Carrel - Child double faced - starter</b> 	30"W x 58"D x 43½" OH* Starter	CASCC3060LA	\$3,180.	
	36"W x 58"D x 43½" OH* Starter	CASCC3660LA	\$3,206.	
	42"W x 58"D x 43½" OH* Starter	CASCC4260LA	\$3,228.	
	48"W x 58"D x 43½" OH* Starter	CASCC4860LA	\$3,254.	
	60"W x 58"D x 43½" OH* Starter	CASCC6060LA	\$3,282.	
<b>Arcadia Arc Carrel - Child double faced - add-on</b> 	30"W x 58"D x 43½" OH* Adder	CAACC3060LA	\$2,679.	
	36"W x 58"D x 43½" OH* Adder	CAACC3660LA	\$2,705.	
	42"W x 58"D x 43½" OH* Adder	CAACC4260LA	\$2,727.	
	48"W x 58"D x 43½" OH* Adder	CAACC4860LA	\$2,755.	
	60"W x 58"D x 43½" OH* Adder	CAACC6060LA	\$2,781.	
	*Height will vary depending on worksurface height			

**Ordering Information**

Order all items by their product code.

To create the product code specify:

1. Model
2. Top selection [specify Standard Laminate [SL]; Custom [CL]]
3. Edge treatment code [see page 11]
4. Edge color [see page 9]
5. Cut-Out [no cut-out specify XX]
6. Cut-Out Placement [see diagram page 13; none XX] Example: CASCC3030LA -
7. Leg Model + height
8. Carrel finish [see page 9]
9. Electrical Components [see Power Data Guide]

**Construction**

**Panels:** Premium maple veneer plywood with exposed plywood edge. Other veneer and edge-banded woods are available.

**Worksurfaces:** Standard grade laminate from Formica, Wilsonart, Pionite and Nevamar. Linoleum may be specified at an additional cost.

**CutOut™:** Standard technique is CutThru™.

**Wire Management:** Grommets come standard on all. Various options exist to facilitate computer access, including power and data receptacles, CPU holders and keyboard trays. For detailed information please refer to our Power Data Guide.

**Notes:** Reference shelf is optional.

<b>Model</b>	Top surface SL- standard laminate selection* CL- Custom	Edge treatment code	Edge color	CutOut™ [no cut-out specify XX; custom CC]	CutOut™ Placement see diagram on page 11 [if applicable]	<b>Leg Model</b> F20 = 20" F24= 24" F26= 26"	Carrel finish
--------------	---	---------------------------	---------------	---	--	---	------------------

**Electrical Data**

One grommet per workstation is included




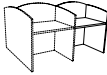
\* Standard grade laminate from Formica, Wilsonart, Pionite and Nevamar

Laminate Worksurface



For cut-out pricing please contact customer service

List Price

Description	Model	Plain	
<b>Arcadia Arc Carrel - Adult single faced - starter</b>			
 30"W x 29½"D x 43½" OH* Starter	CASCA3030LA	\$2,905	
36"W x 29½"D x 43½" OH* Starter	CASCA3630LA	\$2,931.	
42"W x 29½"D x 43½" OH* Starter	CASCA4230LA	\$2,954.	
48"W x 29½"D x 43½" OH* Starter	CASCA4830LA	\$2,980.	
60"W x 29½"D x 43½" OH* Starter	CASCA6030LA	\$3,002.	
<b>Arcadia Arc Carrel - Adult single faced - add-on</b>			
 30"W x 29½"D x 43½" OH* Adder	CAACA3030LA	\$2,555.	
36"W x 29½"D x 43½" OH* Adder	CAACA3630LA	\$2,577.	
42"W x 29½"D x 43½" OH* Adder	CAACA4230LA	\$2,603.	
48"W x 29½"D x 43½" OH* Adder	CAACA4830LA	\$2,630.	
60"W x 29½"D x 43½" OH* Adder	CAACA6030LA	\$2,653.	
*Height will vary depending on worksurface height			
<b>Arcadia Arc Carrel - Adult double faced - starter</b>			
 30"W x 58"D x 43½" OH* Starter	CASCA3060LA	\$3,604.	
36"W x 58"D x 43½" OH* Starter	CASCA3660LA	\$3,631.	
42"W x 58"D x 43½" OH* Starter	CASCA4260LA	\$3,653.	
48"W x 58"D x 43½" OH* Starter	CASCA4860LA	\$3,680.	
60"W x 58"D x 43½" OH* Starter	CASCA6060LA	\$3,706.	
<b>Arcadia Arc Carrel - Adult double faced - add-on</b>			
 30"W x 58"D x 43½" OH* Adder	CAACA3060LA	\$3,104.	
36"W x 58"D x 43½" OH* Adder	CAACA3660LA	\$3,131.	
42"W x 58"D x 43½" OH* Adder	CAACA4260LA	\$3,153.	
48"W x 58"D x 43½" OH* Adder	CAACA4860LA	\$3,180.	
60"W x 58"D x 43½" OH* Adder	CAACA6060LA	\$3,206.	
*Height will vary depending on worksurface height			

**Ordering Information**

Order all items by their product code.

To create the product code specify:

1. Model
2. Top selection [specify Standard Laminate [SL]; Custom [CL]]
3. Edge treatment code [see page 11]
4. Edge color [see page 9]
5. Cut-Out [no cut-out specify XX]
6. Cut-Out Placement [see diagram page 13; none XX] Example: CASCA3030LA -
7. Leg Model + height
8. Carrel finish [see page 9]
9. Electrical Components [see Power Data Guide]

**Construction**

**Panels:** Premium maple veneer plywood with exposed plywood edge. Other veneer and edge-banded woods are available.

**Worksurfaces:** Standard grade laminate from Formica, Wilsonart, Pionite and Nevamar. Linoleum may be specified at an additional cost.

**CutOut™:** Standard technique is CutThru™.

**Wire Management:** Grommets come standard on all. Various options exist to facilitate computer access, including power and data receptacles, CPU holders and keyboard trays. For detailed information please refer to our Power Data Guide.

**Notes:** Reference shelf is optional.

<b>Model</b>	<b>Top surface</b> SL- standard laminate selection* CL- Custom	<b>Edge treatment</b> code	<b>Edge color</b>	<b>CutOut™</b> [no cut-out specify XX; custom CC]	<b>CutOut™ Placement</b> see diagram on page 11 [if applicable]	<b>Leg Model</b>	<b>Carrel finish</b>
--------------	--	-------------------------------	-------------------	--	--	------------------	----------------------

**Electrical Data**

One grommet per workstation is included

\* Standard grade laminate from Formica, Wilsonart, Pionite and Nevamar

Laminate Worksurface



For cut-out pricing please contact customer service

	Description	Model	List Price	
			Plain	
<b>Arcadia Linear Carrel - Child single faced - starter</b> 	30"W x 29½"D x 43½" OH* Starter	CASCC3030LL	\$2,555.	
	36"W x 29½"D x 43½" OH* Starter	CASCC3630LL	\$2,577.	
	42"W x 29½"D x 43½" OH* Starter	CASCC4230LL	\$2,603.	
	48"W x 29½"D x 43½" OH* Starter	CASCC4830LL	\$2,631.	
	60"W x 29½"D x 43½" OH* Starter	CASCC6030LL	\$2,653.	
<b>Arcadia Linear Carrel - Child single faced - add-on</b> 	30"W x 29½"D x 43½" OH* Adder	CAACC3030LL	\$2,205.	
	36"W x 29½"D x 43½" OH* Adder	CAACC3630LL	\$2,228.	
	42"W x 29½"D x 43½" OH* Adder	CAACC4230LL	\$2,254.	
	48"W x 29½"D x 43½" OH* Adder	CAACC4830LL	\$2,281.	
	60"W x 29½"D x 43½" OH* Adder	CAACC6030LL	\$2,303.	
	*Height will vary depending on worksurface height			
<b>Arcadia Linear Carrel - Child double faced - starter</b> 	30"W x 58"D x 43½" OH* Starter	CASCC3060LL	\$3,180.	
	36"W x 58"D x 43½" OH* Starter	CASCC3660LL	\$3,206.	
	42"W x 58"D x 43½" OH* Starter	CASCC4260LL	\$3,228.	
	48"W x 58"D x 43½" OH* Starter	CASCC4860LL	\$3,254.	
	60"W x 58"D x 43½" OH* Starter	CASCC6060LL	\$3,282.	
<b>Arcadia Linear Carrel - Child double faced - add-on</b> 	30"W x 58"D x 43½" OH* Adder	CAACC3060LL	\$2,679.	
	36"W x 58"D x 43½" OH* Adder	CAACC3660LL	\$2,705.	
	42"W x 58"D x 43½" OH* Adder	CAACC4260LL	\$2,727.	
	48"W x 58"D x 43½" OH* Adder	CAACC4860LL	\$2,755.	
	60"W x 58"D x 43½" OH* Adder	CAACC6060LL	\$2,781.	
	*Height will vary depending on worksurface height			

**Ordering Information**

Order all items by their product code.  
To create the product code specify:

1. Model
2. Top selection [specify Standard Laminate [SL]; Custom [CL]]
3. Edge treatment code [see page 11]
4. Edge color [see page 9]
5. Cut-Out [no cut-out specify XX]
6. Cut-Out Placement [see diagram page 13; none XX] Example: CASCC3030LL -
7. Leg Model + height
8. Carrel finish [see page 9]
9. Electrical Components [see Power Data Guide]

**Construction**

**Panels:** Premium maple veneer plywood with exposed plywood edge. Other veneer and edge-banded woods are available.  
**Worksurfaces:** Standard grade laminate from Formica, Wilsonart, Pionite and Nevamar. Linoleum may be specified at an additional cost.  
**CutOut™:** Standard technique is CutThru™.  
**Wire Management:** Grommets come standard on all. Various options exist to facilitate computer access, including power and data receptacles, CPU holders and keyboard trays. For detailed information please refer to our Power Data Guide.  
**Notes:** Reference shelf is optional.

Model	Top surface SL- standard laminate selection*	Edge treatment code	Edge finish color	CutOut™ [no cut-out specify XX; custom CC]	CutOut™ Placement see diagram on page 11 [if applicable]	Leg Model F20 = 20" F24= 24" F26= 26"	Carrel finish
CL- Custom							

**Electrical Data**

\* Standard grade laminate from Formica, Wilsonart, Pionite and Nevamar

One grommet per workstation is included



Laminate Worksurface



For cut-out pricing please contact customer service

	Description	Model	List Price	
			Plain	
<b>Arcadia Linear Carrel - Adult single faced - starter</b> 	30"W x 29½"D x 43½" OH* Starter	CASCA3030LL	\$2,905.	
	36"W x 29½"D x 43½" OH* Starter	CASCA3630LL	\$2,931.	
	42"W x 29½"D x 43½" OH* Starter	CASCA4230LL	\$2,954.	
	48"W x 29½"D x 43½" OH* Starter	CASCA4830LL	\$2,980.	
	60"W x 29½"D x 43½" OH* Starter	CASCA6030LL	\$3,002.	
<b>Arcadia Linear Carrel - Adult single faced - add-on</b> 	30"W x 29½"D x 43½" OH* Adder	CAACA3030LL	\$2,555.	
	36"W x 29½"D x 43½" OH* Adder	CAACA3630LL	\$2,577.	
	42"W x 29½"D x 43½" OH* Adder	CAACA4230LL	\$2,603.	
	48"W x 29½"D x 43½" OH* Adder	CAACA4830LL	\$2,631.	
	60"W x 29½"D x 43½" OH* Adder	CAACA6030LL	\$2,653.	
	*Height will vary depending on worksurface height			
<b>Arcadia Linear Carrel - Adult double faced - starter</b> 	30"W x 58"D x 43½" OH* Starter	CASCA3060LL	\$3,604.	
	36"W x 58"D x 43½" OH* Starter	CASCA3660LL	\$3,631.	
	42"W x 58"D x 43½" OH* Starter	CASCA4260LL	\$3,653.	
	48"W x 58"D x 43½" OH* Starter	CASCA4860LL	\$3,680.	
	60"W x 58"D x 43½" OH* Starter	CASCA6060LL	\$3,706.	
<b>Arcadia Linear Carrel - Adult double faced - add-on</b> 	30"W x 58"D x 43½" OH* Adder	CAACA3060LL	\$3,104.	
	36"W x 58"D x 43½" OH* Adder	CAACA3660LL	\$3,131.	
	42"W x 58"D x 43½" OH* Adder	CAACA4260LL	\$3,153.	
	48"W x 58"D x 43½" OH* Adder	CAACA4860LL	\$3,180.	
	60"W x 58"D x 43½" OH* Adder	CAACA6060LL	\$3,206.	
	*Height will vary depending on worksurface height			

**Ordering Information**

Order all items by their product code.  
To create the product code specify:

1. Model
2. Top selection [specify Standard Laminate [SL]; Custom [CL]]
3. Edge treatment code [see page 11]
4. Edge color [see page 9]
5. Cut-Out [no cut-out specify XX]
6. Cut-Out Placement [see diagram page 13; none XX] Example: CASCA3030LL -
7. Leg Model
8. Carrel finish [see page 9]
9. Electrical Components [see Power Data Guide]

**Construction**

**Panels:** Premium maple veneer plywood with exposed plywood edge. Other veneer and edge-banded woods are available.  
**Worksurfaces:** Standard grade laminate from Formica, Wilsonart, Pionite and Nevamar. Linoleum may be specified at an additional cost.  
**CutOut™:** Standard technique is CutThru™.  
**Wire Management:** Grommets come standard on all. Various options exist to facilitate computer access, including power and data receptacles, CPU holders and keyboard trays. For detailed information please refer to our Power Data Guide.  
**Notes:** Reference shelf is optional.

Model	Top surface SL- standard laminate selection* CL- Custom	Edge treatment code	Edge finish color	CutOut™ [no cut-out specify XX; custom CC]	CutOut™ Placement see diagram on page 11 [if applicable]	Leg Model	Carrel finish
						F29	

\* Standard grade laminate from Formica, Wilsonart, Pionite and Nevamar

Laminate Worksurface



For cut-out pricing please contact customer service

		List Price		
	Description	Model	Plain	
<b>Arcadia Peak Carrel - Child single faced</b> 	30"W x 29½"D x 43½" OH* Starter	CASCC3030LP	\$2,555.	
	36"W x 29½"D x 43½" OH* Starter	CASCC3630LP	\$2,577.	
	42"W x 29½"D x 43½" OH* Starter	CASCC4230LP	\$2,603.	
	48"W x 29½"D x 43½" OH* Starter	CASCC4830LP	\$2,631.	
	60"W x 29½"D x 43½" OH* Starter	CASCC6030LP	\$2,653.	
	30"W x 29½"D x 43½" OH* Add-On	CAACC3030LP	\$2,205.	
	36"W x 29½"D x 43½" OH* Add-On	CAACC3630LP	\$2,228.	
	42"W x 29½"D x 43½" OH* Add-On	CAACC4230LP	\$2,254.	
	48"W x 29½"D x 43½" OH* Add-On	CAACC4830LP	\$2,281.	
	60"W x 29½"D x 43½" OH* Add-On	CAACC6030LP	\$2,303.	
<b>Arcadia Peak Carrel - Child double faced</b> 	30"W x 58"D x 43½" OH* Starter	CASCC3060LP	\$3,180.	
	36"W x 58"D x 43½" OH* Starter	CASCC3660LP	\$3,206.	
	42"W x 58"D x 43½" OH* Starter	CASCC4260LP	\$3,228.	
	48"W x 58"D x 43½" OH* Starter	CASCC4860LP	\$3,254.	
	60"W x 58"D x 43½" OH* Starter	CASCC6060LP	\$3,282.	
	30"W x 58"D x 43½" OH* Adder	CAACC3060LP	\$2,679.	
	36"W x 58"D x 43½" OH* Adder	CAACC3660LP	\$2,705.	
	42"W x 58"D x 43½" OH* Adder	CAACC4260LP	\$2,727.	
	48"W x 58"D x 43½" OH* Adder	CAACC4860LP	\$2,755.	
	60"W x 58"D x 43½" OH* Adder	CAACC6060LP	\$2,781.	

**Ordering Information**

Order all items by their product code.  
 To create the product code specify:

1. Model
2. Top selection [specify Standard Laminate [SL]; Custom [CL]]
3. Edge treatment code [see page 11]
4. Edge color [see page 9]
5. Cut-Out [no cut-out specify XX]
6. Cut-Out Placement [see diagram page 13; none XX]
7. Leg Model + height
8. Carrel finish [see page 9]
9. Electrical Components [see Power Data Guide]

**Construction**

**Panels:** Premium maple veneer plywood with exposed plywood edge. Other veneer and edge-banded woods are available.  
**Worksurfaces:** Standard grade laminate from Formica, Wilsonart, Pionite and Nevamar. Linoleum may be specified at an additional cost.  
**CutOut™:** Standard technique is CutThru™.  
**Wire Management:** Grommets come standard on all. Various options exist to facilitate computer access including power and data receptacles, CPU holder and keyboard trays. For detailed information please refer to our Power Data Guide.  
**Notes:** Reference shelf is optional.

Example: CASCC3030LP -

Model	Top surface SL- standard laminate selection*	Edge treatment code	Edge color	CutOut™ [no cut-out specify XX, custom CC]	CutOut™ Placement see diagram on page 11 [if applicable]	Leg Model F20 = 20" F24 = 24" F26 = 26"	Carrel finish
	CL- Custom						

\* Standard grade laminate from Formica, Wilsonart, Pionite and Nevamar





**Electrical Data**

One grommet per workstation is included

Laminate Worksurface



For cut-out pricing please contact customer service

	Description	Model	List Price	
			Plain	
<b>Arcadia Peak Carrel - Adult single faced - starter</b> 	30"W x 29½"D x 43½" OH* Starter	CASCA3030LP	\$2,905.	
	36"W x 29½"D x 43½" OH* Starter	CASCA3630LP	\$2,931.	
	42"W x 29½"D x 43½" OH* Starter	CASCA4230LP	\$2,954.	
	48"W x 29½"D x 43½" OH* Starter	CASCA4830LP	\$2,980.	
	60"W x 29½"D x 43½" OH* Starter	CASCA6030LP	\$3,002.	
<b>Arcadia Peak Carrel - Adult single faced - add-on</b> 	30"W x 29½"D x 43½" OH* Adder	CAACA3030LP	\$2,555.	
	36"W x 29½"D x 43½" OH* Adder	CAACA3630LP	\$2,577.	
	42"W x 29½"D x 43½" OH* Adder	CAACA4230LP	\$2,603.	
	48"W x 29½"D x 43½" OH* Adder	CAACA4830LP	\$2,631.	
	60"W x 29½"D x 43½" OH* Adder	CAACA6030LP	\$2,653.	
	*Height will vary depending on worksurface height			
<b>Arcadia Peak Carrel - Adult double faced - starter</b> 	30"W x 58"D x 43½" OH* Starter	CASCA3060LP	\$3,604.	
	36"W x 58"D x 43½" OH* Starter	CASCA3660LP	\$3,631.	
	42"W x 58"D x 43½" OH* Starter	CASCA4260LP	\$3,653.	
	48"W x 58"D x 43½" OH* Starter	CASCA4860LP	\$3,680.	
	60"W x 58"D x 43½" OH* Starter	CASCA6060LP	\$3,706.	
<b>Arcadia Peak Carrel - Adult double faced - add-on</b> 	30"W x 58"D x 43½" OH* Adder	CAACA3060LP	\$3,104.	
	36"W x 58"D x 43½" OH* Adder	CAACA3660LP	\$3,131.	
	42"W x 58"D x 43½" OH* Adder	CAACA4260LP	\$3,153.	
	48"W x 58"D x 43½" OH* Adder	CAACA4860LP	\$3,180.	
	60"W x 58"D x 43½" OH* Adder	CAACA6060LP	\$3,206.	
	*Height will vary depending on worksurface height			

**Ordering Information**

Order all items by their product code.  
To create the product code specify:

1. Model
2. Top selection [specify Standard Laminate [SL]; Custom [CL]]
3. Edge treatment code [see page 11]
4. Edge color [see page 9]
5. Cut-Out [no cut-out specify XX]
6. Cut-Out Placement [see diagram page 13; none XX] Example: CASCA3030LP -
7. Leg Model
8. Carrel finish [see page 9]
9. Electrical Components [see Power Data Guide]

**Construction**

**Panels:** Premium maple veneer plywood with exposed plywood edge. Other veneer and edge-banded woods are available.  
**Worksurfaces:** Standard grade laminate from Formica, Wilsonart, Pionite and Nevamar. Linoleum may be specified at an additional cost.  
**CutOut™:** Standard technique is CutThru™.  
**Wire Management:** Grommets come standard on all. Various options exist to facilitate computer access, including power and data receptacles, CPU holders and keyboard trays. For detailed information please refer to our Power Data Guide.  
**Notes:** Reference shelf is optional.

Model	Top surface SL- standard laminate selection* CL- Custom	Edge treatment code	Edge finish color	CutOut™ [no cut-out specify XX; custom CC]	CutOut™ Placement see diagram on page 11 [if applicable]	Leg Model	Carrel finish
-------	---	---------------------------	-------------------------	---	--	-----------	------------------

\* Standard grade laminate from Formica, Wilsonart, Pionite and Nevamar

**Electrical Data**  
One grommet per workstation is included

Laminate Worksurface



For cut-out pricing please contact customer service

	Description	Model	List Price	
			Plain	
<b>Arcadia Suspension Carrel - Child single faced</b>  	30"W x 29½"D x 43½" OH* Starter	CASCC3030LS	\$2,555.	
	36"W x 29½"D x 43½" OH* Starter	CASCC3630LS	\$2,577.	
	42"W x 29½"D x 43½" OH* Starter	CASCC4230LS	\$2,603.	
	48"W x 29½"D x 43½" OH* Starter	CASCC4830LS	\$2,631.	
	60"W x 29½"D x 43½" OH* Starter	CASCC6030LS	\$2,653.	
	30"W x 29½"D x 43½" OH* Adder	CAACC3030LS	\$2,205.	
	36"W x 29½"D x 43½" OH* Adder	CAACC3630LS	\$2,228.	
	42"W x 29½"D x 43½" OH* Adder	CAACC4230LS	\$2,254.	
	48"W x 29½"D x 43½" OH* Adder	CAACC4830LS	\$2,281.	
	60"W x 29½"D x 43½" OH* Adder	CAACC6030LS	\$2,303.	
<b>Arcadia Suspension Carrel - Child double faced</b>  	30"W x 58"D x 43½" OH* Starter	CASCC3060LS	\$3,180.	
	36"W x 58"D x 43½" OH* Starter	CASCC3660LS	\$3,206.	
	42"W x 58"D x 43½" OH* Starter	CASCC4260LS	\$3,228.	
	48"W x 58"D x 43½" OH* Starter	CASCC4860LS	\$3,254.	
	60"W x 58"D x 43½" OH* Starter	CASCC6060LS	\$3,282.	
	30"W x 58"D x 43½" OH* Adder	CAACC3060LS	\$2,679.	
	36"W x 58"D x 43½" OH* Adder	CAACC3660LS	\$2,705.	
	42"W x 58"D x 43½" OH* Adder	CAACC4260LS	\$2,727.	
	48"W x 58"D x 43½" OH* Adder	CAACC4860LS	\$2,755.	
	60"W x 58"D x 43½" OH* Adder	CAACC6060LS	\$2,781.	

**Ordering Information**

Order all items by their product code.  
To create the product code specify:

1. Model
2. Top selection [specify Standard Laminate [SL]; Custom [CL]]
3. Edge treatment code [see page 11]
4. Edge color [see page 9]
5. Cut-Out [no cut-out specify XX]
6. Cut-Out Placement [see diagram page 13; none XX]
7. Leg Model + height
8. Carrel finish [see page 9]
9. Electrical Components [see Power Data Guide]

**Construction**

**Panels:** Premium maple veneer plywood with exposed plywood edge. Other veneer and edge-banded woods are available.  
**Worksurfaces:** Standard grade laminate from Formica, Wilsonart, Pionite and Nevamar. Linoleum may be specified at an additional cost.  
**CutOut™:** Standard technique is CutThru™.  
**Wire Management:** Grommets come standard on all. Various options exist to facilitate computer access, including power and data receptacles, CPU holders and keyboard trays. For detailed information please refer to our Power Data Guide.  
**Notes:** Reference shelf is optional.

Example: CASCC3030LS -

Model	Top surface SL- standard laminate selection*	Edge treatment code	Edge color	CutOut™ [no cut-out specify XX; custom CC]	CutOut™ Placement see diagram on page 11 [if applicable]	Leg Model F20 = 20" F24= 24" F26= 26"	Carrel finish
CASCC3030LS	CL- Custom						

\* Standard grade laminate from Formica, Wilsonart, Pionite and Nevamar

**Arcadia Suspension Carrel - Adult**

List Prices

Laminate Worksurface



For cut-out pricing please contact customer service

List Price

	Description	Model	Plain	
<b>Arcadia Peak Carrel - Adult single faced - starter</b>  	30"W x 29½"D x 43½" OH* Starter	CASCA3030LP	\$2,905.	
	36"W x 29½"D x 43½" OH* Starter	CASCA3630LP	\$2,931.	
	42"W x 29½"D x 43½" OH* Starter	CASCA4230LP	\$2,954.	
	48"W x 29½"D x 43½" OH* Starter	CASCA4830LP	\$2,980.	
	60"W x 29½"D x 43½" OH* Starter	CASCA6030LP	\$3,002.	
<b>Arcadia Peak Carrel - Adult single faced - add-on</b>  	30"W x 29½"D x 43½" OH* Adder	CAACA3030LP	\$2,555.	
	36"W x 29½"D x 43½" OH* Adder	CAACA3630LP	\$2,577.	
	42"W x 29½"D x 43½" OH* Adder	CAACA4230LP	\$2,603.	
	48"W x 29½"D x 43½" OH* Adder	CAACA4830LP	\$2,631.	
	60"W x 29½"D x 43½" OH* Adder	CAACA6030LP	\$2,653.	
	*Height will vary depending on worksurface height			
<b>Arcadia Peak Carrel - Adult double faced - starter</b>  	30"W x 58"D x 43½" OH* Starter	CASCA3060LP	\$3,604.	
	36"W x 58"D x 43½" OH* Starter	CASCA3660LP	\$3,631.	
	42"W x 58"D x 43½" OH* Starter	CASCA4260LP	\$3,653.	
	48"W x 58"D x 43½" OH* Starter	CASCA4860LP	\$3,680.	
	60"W x 58"D x 43½" OH* Starter	CASCA6060LP	\$3,706.	
<b>Arcadia Peak Carrel - Adult double faced - add-on</b>  	30"W x 58"D x 43½" OH* Adder	CAACA3060LP	\$3,104.	
	36"W x 58"D x 43½" OH* Adder	CAACA3660LP	\$3,131.	
	42"W x 58"D x 43½" OH* Adder	CAACA4260LP	\$3,153.	
	48"W x 58"D x 43½" OH* Adder	CAACA4860LP	\$3,180.	
	60"W x 58"D x 43½" OH* Adder	CAACA6060LP	\$3,206.	
	*Height will vary depending on worksurface height			

**Ordering Information**

Order all items by their product code.  
To create the product code specify:

1. Model
2. Top selection [specify Standard Laminate [SL]; Custom [CL]]
3. Edge treatment code [see page 11]
4. Edge color [see page 9]
5. Cut-Out [no cut-out specify XX]
6. Cut-Out Placement [see diagram page 13; none XX]
7. Leg Model + height
8. Carrel finish [see page 9]
9. Electrical Components [see Power Data Guide]

**Construction**

**Panels:** Premium maple veneer plywood with exposed plywood edge. Other veneer and edge-banded woods are available.  
**Worksurfaces:** Standard grade laminate from Formica, Wilsonart, Pionite and Nevamar. Linoleum may be specified at an additional cost.  
**CutOut™:** Standard technique is CutThru™.  
**Wire Management:** Grommets come standard on all. Various options exist to facilitate computer access, including power and data receptacles, CPU holders and keyboard trays. For detailed information please refer to our Power Data Guide.  
**Notes:** Reference shelf is optional.

Example: CASCA3030LP - - - - - F29 -

Model	Top surface SL- standard laminate selection* CL- Custom	Edge treatment code	Edge finish color	CutOut™ [no cut-out specify XX; custom CC]	CutOut™ Placement see diagram on page 11 [if applicable]	Leg Model	Carrel finish
-------	---	---------------------------	-------------------------	---	--	-----------	------------------

**Electrical Data**

\* Standard grade laminate from Formica, Wilsonart, Pionite and Nevamar


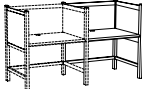

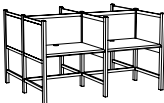
One grommet per workstation is included

Laminate Worksurface



For cut-out pricing please contact customer service

List Price

	Description	Model	Plain	
<b>Pilston Carrel single faced</b>  	30"W x 29½"D x 43½" OH* Starter	CPSC3030L	\$3,104.	
	36"W x 29½"D x 43½" OH* Starter	CPSC3630L	\$2,573.	
	42"W x 29½"D x 43½" OH* Starter	CPSC4230L	\$3,166.	
	48"W x 29½"D x 43½" OH* Starter	CPSC4830L	\$2,625.	
	60"W x 29½"D x 43½" OH* Starter	CPSC6030L	\$3,232.	
	30"W x 29½"D x 43½" OH* Adder	CPAC3030L	\$2,679.	
	36"W x 29½"D x 43½" OH* Adder	CPAC3630L	\$3,299.	
	42"W x 29½"D x 43½" OH* Adder	CPAC4230L	\$2,733.	
	48"W x 29½"D x 43½" OH* Adder	CPAC4830L	\$3,344.	
	60"W x 29½"D x 43½" OH* Adder	CPAC6030L	\$2,790.	
<b>Pilston Carrel double faced</b>  	30"W x 58"D x 43½" OH* Starter	CPSC3060L	\$3,830.	
	36"W x 58"D x 43½" OH* Starter	CPSC3660L	\$3,086.	
	42"W x 58"D x 43½" OH* Starter	CPSC4260L	\$3,905.	
	48"W x 58"D x 43½" OH* Starter	CPSC4860L	\$3,162.	
	60"W x 58"D x 43½" OH* Starter	CPSC6060L	\$3,981.	
	30"W x 58"D x 43½" OH* Adder	CPAC3060L	\$3,237.	
	36"W x 58"D x 43½" OH* Adder	CPAC3660L	\$4,061.	
	42"W x 58"D x 43½" OH* Adder	CPAC4260L	\$3,316.	
	48"W x 58"D x 43½" OH* Adder	CPAC4860L	\$4,141.	
	60"W x 58"D x 43½" OH* Adder	CPAC6060L	\$3,396.	

**Ordering Information**

Order all items by their product code.  
To create the product code specify:

1. Model
2. Top selection [specify Standard Laminate [SL]; Custom [CL]]
3. Edge treatment code [see page 11]
4. Edge color [see page 9]
5. CutOut™ [no cut-out specify XX]
6. CutOut™ Placement [see diagram page 13; none XX] Example: CPAC3030L - - - - - 29 -
7. Leg Model
8. Carrel finish [see page 9]
9. Electrical Components [see Power Data Guide]

**Construction**

**Panels:** Premium maple veneer plywood with exposed plywood edge. Other veneer and edge-banded woods are available.  
**Worksurfaces:** Standard grade laminate from Formica, Wilsonart, Pionite and Nevamar. Linoleum may be specified at an additional cost.  
**CutOut™:** Standard technique is CutThru™.  
**Wire Management:** Grommets come standard on all. Various options exist to facilitate computer access, including power and data receptacles, CPU holders and keyboard trays. For detailed information please refer to our Power Data Guide.  
**Notes:** Reference shelf is optional.

<b>Model</b>	Top surface SL- standard laminate selection*	Edge treatment code	Edge color	CutOut™ [no cut-out specify XX; custom CC]	CutOut™ Placement see diagram on page 11 [if applicable]	<b>Leg Model</b> 29" for child sizes please see customer service	Carrel finish
--------------	---	---------------------------	---------------	---	--	--	------------------

\* Standard grade laminate from Formica, Wilsonart, Pionite and Nevamar

**Electrical Data**


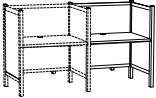


One grommet per workstation is included

Laminate Worksurface



For cut-out pricing please contact customer service

List Price

	Description	Model	Plain	
<b>Pilston Classic Carrel single faced</b>  	30"W x 29½"D x 43½" OH* Starter	CPCSC3030L	\$4,007.	
	36"W x 29½"D x 43½" OH* Starter	CPCSC3630L	\$4,069.	
	42"W x 29½"D x 43½" OH* Starter	CPCSC4230L	\$4,135.	
	48"W x 29½"D x 43½" OH* Starter	CPCSC4830L	\$4,203.	
	60"W x 29½"D x 43½" OH* Starter	CPCSC6030L	\$4,247.	
	30"W x 29½"D x 43½" OH* Adder	CPCAC3030L	\$3,476.	
	36"W x 29½"D x 43½" OH* Adder	CPCAC3630L	\$3,530.	
	42"W x 29½"D x 43½" OH* Adder	CPCAC4230L	\$3,582.	
	48"W x 29½"D x 43½" OH* Adder	CPCAC4830L	\$3,636.	
	60"W x 29½"D x 43½" OH* Adder	CPCAC6030L	\$3,693.	
<b>Pilston Classic Carrel double faced</b>  	30"W x 58"D x 43½" OH* Starter	CPCSC3060L	\$4,734.	
	36"W x 58"D x 43½" OH* Starter	CPCSC3660L	\$4,808.	
	42"W x 58"D x 43½" OH* Starter	CPCSC4260L	\$4,884.	
	48"W x 58"D x 43½" OH* Starter	CPCSC4860L	\$4,964.	
	60"W x 58"D x 43½" OH* Starter	CPCSC6060L	\$5,044.	
	30"W x 58"D x 43½" OH* Adder	CPCAC3060L	\$3,989.	
	36"W x 58"D x 43½" OH* Adder	CPCAC3660L	\$4,065.	
	42"W x 58"D x 43½" OH* Adder	CPCAC4260L	\$4,141.	
	48"W x 58"D x 43½" OH* Adder	CPCAC4860L	\$4,219.	
	60"W x 58"D x 43½" OH* Adder	CPCAC6060L	\$4,299.	

**Ordering Information**

Order all items by their product code.  
To create the product code specify:

1. Model
2. Top selection [specify Standard Laminate [SL]; Custom [CL]]
3. Edge treatment code [see page 11]
4. Edge color [see page 9]
5. CutOut™ [no cut-out specify XX]
6. CutOut™ Placement [see diagram page 13; none XX] Example: CPCAC3030L - - - - - 29 -
7. Leg Model
8. Carrel finish [see page 9]
9. Electrical Components [see Power Data Guide]

**Construction**

**Panels:** Premium maple veneer plywood with exposed plywood edge. Other veneer and edge-banded woods are available.  
**Worksurfaces:** Standard grade laminate from Formica, Wilsonart, Pionite and Nevamar. Linoleum may be specified at an additional cost.  
**CutOut™:** Standard technique is CutThru™.  
**Wire Management:** Grommets come standard on all. Various options exist to facilitate computer access, including power and data receptacles, CPU holders and keyboard trays. For detailed information please refer to our Power Data Guide.  
**Notes:** Reference shelf is optional.





<b>Model</b>	Top surface SL- standard laminate selection* CL- Custom	Edge treatment code	Edge color	CutOut™ [no cut-out specify XX; custom CC]	CutOut™ Placement see diagram on page 11 [if applicable]	<b>Leg Model</b> 29" for child sizes please see customer service	Carrel finish
--------------	---	---------------------------	---------------	---	--	--	------------------

\* Standard grade laminate from Formica, Wilsonart, Pionite and Nevamar

Laminate Worksurface



For cut-out pricing please contact customer service

		List Price		
Description	Model	Plain		
<b>Wheatland Arc Carrel - Child single faced</b> 	30"W x 29½"D x 45½" OH Starter	CWSC3030LA	\$2,241.	
	36"W x 29½"D x 45½" OH Starter	CWSC3630LA	\$2,264.	
	42"W x 29½"D x 45½" OH Starter	CWSC4230LA	\$2,283.	
	48"W x 29½"D x 45½" OH Starter	CWSC4830LA	\$2,306.	
	60"W x 29½"D x 45½" OH Starter	CWSC6030LA	\$2,329.	
	30"W x 29½"D x 45½" OH Adder	CWAC3030LA	\$1,760.	
	36"W x 29½"D x 45½" OH Adder	CWAC3630LA	\$1,783.	
	42"W x 29½"D x 45½" OH Adder	CWAC4230LA	\$1,806.	
	48"W x 29½"D x 45½" OH Adder	CWAC4830LA	\$1,825.	
	60"W x 29½"D x 45½" OH Adder	CWAC6030LA	\$1,848.	
<b>Wheatland Arc Carrel - Child double faced</b> 	30"W x 58"D x 45½" OH Starter	CWSC3060LA	\$2,456.	
	36"W x 58"D x 45½" OH Starter	CWSC3660LA	\$2,480.	
	42"W x 58"D x 45½" OH Starter	CWSC4260LA	\$2,503.	
	48"W x 58"D x 45½" OH Starter	CWSC4860LA	\$2,523.	
	60"W x 58"D x 45½" OH Starter	CWSC6060LA	\$2,546.	
	30"W x 58"D x 45½" OH Adder	CWAC3060LA	\$1,957.	
	36"W x 58"D x 45½" OH Adder	CWAC3660LA	\$1,980.	
	42"W x 58"D x 45½" OH Adder	CWAC4260LA	\$2,003.	
	48"W x 58"D x 45½" OH Adder	CWAC4860LA	\$2,022.	
	60"W x 58"D x 45½" OH Adder	CWAC6060LA	\$2,045.	

**Ordering Information**

Order all items by their product code.  
To create the product code specify:

1. Model
2. Top selection [specify Standard Laminate [SL]; Custom [CL]]
3. Edge treatment code [see page 11]
4. Edge color [see page 9]
5. Carrel finish [see page 9]
6. Cut-Out [no cut-out specify XX]
7. Leg Model
8. Leg finish
9. Glide color [if applicable]
9. Electrical Components [see Power Data Guide]

Example: CWAC3060LA -

Model	Top surface SL- standard laminate selection*	Edge treatment code	Edge color	Carrel finish color	CutOut™ [no cut-out specify XX; custom CC]	CutOut™ Placement see diagram on page 11 [if applicable]	Leg Model see page 8 for leg codes	Leg finish	Glide color [if applicable]
	CL- Custom								

**Construction**

**Panels:** Premium maple veneer plywood with exposed plywood edge. Other veneer and edge-banded woods are available.  
**Worksurfaces:** Standard grade laminate from Formica, Wilsonart, Pionite and Nevamar. Linoleum may be specified at an additional cost.  
**CutOut™:** Standard technique is CutThru™.  
**Wire Management:** Grommets come standard on all. Various options exist to facilitate computer access, including power and data receptacles, CPU holders and keyboard trays. For detailed information please refer to our Power Data Guide.  
**Notes:** Reference shelf is optional.

**Electrical Data -**

\* Standard grade laminate from Formica, Wilsonart, Pionite and Nevamar


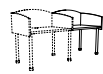

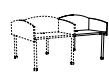
One grommet per workstation is included



Laminate Worksurface



For cut-out pricing please contact customer service

	Description	Model	List Price	
			Plain	
<b>Wheatland Linear Carrel - Child single faced</b> 	30"W x 29½"D x 45½" OH Starter	CWSC3030LL	\$2,241.	
	36"W x 29½"D x 45½" OH Starter	CWSC3630LL	\$2,264.	
	42"W x 29½"D x 45½" OH Starter	CWSC4230LL	\$2,283.	
	48"W x 29½"D x 45½" OH Starter	CWSC4830LL	\$2,306.	
	60"W x 29½"D x 45½" OH Starter	CWSC6030LL	\$2,329.	
	30"W x 29½"D x 45½" OH Adder	CWAC3030LL	\$1,760.	
	36"W x 29½"D x 45½" OH Adder	CWAC3630LL	\$1,783.	
	42"W x 29½"D x 45½" OH Adder	CWAC4230LL	\$1,806.	
	48"W x 29½"D x 45½" OH Adder	CWAC4830LL	\$1,825.	
	60"W x 29½"D x 45½" OH Adder	CWAC6030LL	\$1,848.	
<b>Wheatland Linear Carrel - Child double faced</b> 	30"W x 58"D x 45½" OH Starter	CWSC3060LL	\$2,456.	
	36"W x 58"D x 45½" OH Starter	CWSC3660LL	\$2,480.	
	42"W x 58"D x 45½" OH Starter	CWSC4260LL	\$2,503.	
	48"W x 58"D x 45½" OH Starter	CWSC4860LL	\$2,523.	
	60"W x 58"D x 45½" OH Starter	CWSC6060LL	\$2,546.	
	30"W x 58"D x 45½" OH Adder	CWAC3060LL	\$1,957.	
	36"W x 58"D x 45½" OH Adder	CWAC3660LL	\$1,980.	
	42"W x 58"D x 45½" OH Adder	CWAC4260LL	\$2,003.	
	48"W x 58"D x 45½" OH Adder	CWAC4860LL	\$2,022.	
	60"W x 58"D x 45½" OH Adder	CWAC6060LL	\$2,045.	

**Ordering Information**

Order all items by their product code.  
To create the product code specify:

1. Model
2. Top selection [specify Standard Laminate [SL]; Custom [CL]]
3. Edge treatment code [see page 11]
4. Edge color [see page 9]
5. Carrel finish [see page 9]
6. Cut-Out [no cut-out specify XX]
7. Leg Model
8. Leg finish
9. Glide color [if applicable]
9. Electrical Components [see Power Data Guide]

Example: CWAC4860LL - - - - -

Model	Top surface SL- standard laminate selection*	Edge treatment code	Edge color	Carrel finish color	CutOut™ [no cut-out specify XX; custom CC]	CutOut™ Placement see diagram on page 11 [if applicable]	Leg Model see page 8 for leg codes	Leg finish	Glide color [if applicable]
	CL- Custom								

**Construction**

**Panels:** Premium maple veneer plywood with exposed plywood edge. Other veneer and edge-banded woods are available.  
**Worksurfaces:** Standard grade laminate from Formica, Wilsonart, Pionite and Nevamar. Linoleum may be specified at an additional cost.  
**CutOut™:** Standard technique is CutThru™.  
**Wire Management:** Grommets come standard on all. Various options exist to facilitate computer access, including power and data receptacles, CPU holders and keyboard trays. For detailed information please refer to our Power Data Guide.  
**Notes:** Reference shelf is optional.





\* Standard grade laminate from Formica, Wilsonart, Pionite and Nevamar

Electrical Data -  
One grommet per workstation is included

Laminate Worksurface



For cut-out pricing please contact customer service

Description	Model	List Price	
		Plain	
<b>Wheatland Peak Carrel - Child single faced</b> 	30"W x 29½"D x 45½" OH Starter	CWSC3030LP	\$2,241.
	36"W x 29½"D x 45½" OH Starter	CWSC3630LP	\$2,264.
	42"W x 29½"D x 45½" OH Starter	CWSC4230LP	\$2,283.
	48"W x 29½"D x 45½" OH Starter	CWSC4830LP	\$2,306.
	60"W x 29½"D x 45½" OH Starter	CWSC6030LP	\$2,329.
	30"W x 29½"D x 45½" OH Adder	CWAC3030LP	\$1,760.
	36"W x 29½"D x 45½" OH Adder	CWAC3630LP	\$1,783.
	42"W x 29½"D x 45½" OH Adder	CWAC4230LP	\$1,806.
	48"W x 29½"D x 45½" OH Adder	CWAC4830LP	\$1,825.
	60"W x 29½"D x 45½" OH Adder	CWAC6030LP	\$1,848.
<b>Wheatland Peak Carrel - Child double faced</b> 	30"W x 58"D x 45½" OH Starter	CWSC3060LP	\$2,456.
	36"W x 58"D x 45½" OH Starter	CWSC3660LP	\$2,480.
	42"W x 58"D x 45½" OH Starter	CWSC4260LP	\$2,503.
	48"W x 58"D x 45½" OH Starter	CWSC4860LP	\$2,523.
	60"W x 58"D x 45½" OH Starter	CWSC6060LP	\$2,546.
	30"W x 58"D x 45½" OH Adder	CWAC3060LP	\$1,957.
	36"W x 58"D x 45½" OH Adder	CWAC3660LP	\$1,980.
	42"W x 58"D x 45½" OH Adder	CWAC4260LP	\$2,003.
	48"W x 58"D x 45½" OH Adder	CWAC4860LP	\$2,022.
	60"W x 58"D x 45½" OH Adder	CWAC6060LP	\$2,045.

**Ordering Information**

Order all items by their product code.

To create the product code specify:

1. Model
2. Top selection [specify Standard Laminate [SL]; Custom [CL]]
3. Edge treatment code [see page 11]
4. Edge color [see page 9]
5. Carrel finish [see page 9]
5. Cut-Out [no cut-out specify XX]
6. Cut-Out Placement [see diagram page 13; none XX]
7. Leg Model
8. Leg finish
9. Glide color [if applicable]
9. Electrical Components [see Power Data Guide]

Example: CWAC4260LP - - - - -

Model	Top surface SL- standard laminate selection*	Edge treatment code	Edge color	Carrel finish color	CutOut™ [no cut-out specify XX; custom CC]	CutOut™ Placement see diagram on page 11 [if applicable]	Leg Model see page 8 for leg codes	Leg finish	Glide color [if applicable]
CWAC4260LP	CL- Custom								

**Construction**

**Panels:** Premium maple veneer plywood with exposed plywood edge. Other veneer and edge-banded woods are available.

**Worksurfaces:** Standard grade laminate from Formica, Wilsonart, Pionite and Nevamar. Linoleum specified at an additional cost.

**CutOut™:** Standard technique is CutThru™.

**Wire Management:** Grommets come standard on all. Various options exist to facilitate computer access, including power and data receptacles, CPU holders and keyboard trays. For detailed information please refer to our Power Data Guide.

**Notes:** Reference shelf is optional.

**Electrical Data -**

One grommet per workstation is included

\* Standard grade laminate from Formica, Wilsonart, Pionite and Nevamar





**Wheatland Suspension Carrel**

Laminate Worksurface

List Prices



For cut-out pricing please contact customer service

Description	Model	List Price	
		Plain	
<b>Wheatland Suspension Carrel - Child single faced</b> 	30"W x 29½"D x 45½" OH Starter	CWSC3030LS	\$2,241.
	36"W x 29½"D x 45½" OH Starter	CWSC3630LS	\$2,264.
	42"W x 29½"D x 45½" OH Starter	CWSC4230LS	\$2,283.
	48"W x 29½"D x 45½" OH Starter	CWSC4830LS	\$2,306.
	60"W x 29½"D x 45½" OH Starter	CWSC6030LS	\$2,329.
	30"W x 29½"D x 45½" OH Adder	CWAC3030LS	\$1,760.
	36"W x 29½"D x 45½" OH Adder	CWAC3630LS	\$1,783.
	42"W x 29½"D x 45½" OH Adder	CWAC4230LS	\$1,806.
	48"W x 29½"D x 45½" OH Adder	CWAC4830LS	\$1,825.
	60"W x 29½"D x 45½" OH Adder	CWAC6030LS	\$1,848.
<b>Wheatland Suspension Carrel - Child double faced</b> 	30"W x 58"D x 45½" OH Starter	CWSC3060LS	\$2,456.
	36"W x 58"D x 45½" OH Starter	CWSC3660LS	\$2,480.
	42"W x 58"D x 45½" OH Starter	CWSC4260LS	\$2,503.
	48"W x 58"D x 45½" OH Starter	CWSC4860LS	\$2,523.
	60"W x 58"D x 45½" OH Starter	CWSC6060LS	\$2,546.
	30"W x 58"D x 45½" OH Adder	CWAC3060LS	\$1,957.
	36"W x 58"D x 45½" OH Adder	CWAC3660LS	\$1,980.
	42"W x 58"D x 45½" OH Adder	CWAC4260LS	\$2,003.
	48"W x 58"D x 45½" OH Adder	CWAC4860LS	\$2,022.
	60"W x 58"D x 45½" OH Adder	CWAC6060LS	\$2,045.

**Ordering Information**

Order all items by their product code.  
To create the product code specify:

1. Model
2. Top selection [specify Standard Laminate [SL]; Custom [CL]]
3. Edge treatment code [see page 11]
4. Edge color [see page 9]
5. Carrel finish [see page 9]
6. Cut-Out [no cut-out specify XX]
7. Leg Model
8. Leg finish
9. Glide color [if applicable]
9. Electrical Components [see Power Data Guide]

Example: CWAC6060LS - - - - -

**Model**

**Construction**





**Panels:** Premium maple veneer plywood with exposed plywood edge. Other veneer and edge-banded woods are available.  
**Worksurfaces:** Standard grade laminate from Formica, Wilsonart, Pionite and Nevamar. Linoleum may be specified at an additional cost.  
**CutOut™:** Standard technique is CutThru™.  
**Wire Management:** Grommets come standard on all. Various options exist to facilitate computer access, including power and data receptacles, CPU holders and keyboard trays. For detailed information please refer to our Power Data Guide.  
**Notes:** Reference shelf is optional.

Top surface SL- standard laminate selection*	Edge treatment code	Edge color	Carrel finish color	CutOut™ [no cut-out specify XX; custom CC]	CutOut™ Placement see diagram on page 11 [if applicable]	Leg Model see page 8 for leg codes	Leg finish	Glide color [if applicable]
CL- Custom								

**Electrical Data -**

One grommet per workstation is included

\* Standard grade laminate from Formica, Wilsonart, Pionite and Nevamar

End Panels - Plain Panels	Description	Base Code	LBS	Edge Styles	
				20	26
W 8 to 11.9 D 1.25 	24 to 35.9" H	HEPXX1236__	22.5	397.	506
	36 to 41.9" H	HEPXX1242__	24	409.	521.
	42 to 47.9" H	HEPXX1248__	27.5	421.	537.
	48 to 53.9" H	HEPXX1254__	33	434.	552.
	54 to 59.9" H	HEPXX1260__	37	447.	570.
	60 to 65.9" H	HEPXX1266__	40	461.	586.
	66 to 71.9" H	HEPXX1272__	43	474.	603.
	72 to 77.9" H	HEPXX1278__	46	488.	623.
	78 to 83.9" H	HEPXX1284__	49.5	502.	641.
	84 to 89.9" H	HEPXX1290__	53	517.	659.
	90 to 95.5" H	HEPXX1296__	56	532.	680.
W 12 to 17.9 D 1.25 	24 to 35.9" H	HEPXX1836__	40	438.	546.
	36 to 41.9" H	HEPXX1842__	42	451.	563.
	42 to 47.9" H	HEPXX1848__	48	465.	580.
	48 to 53.9" H	HEPXX1854__	58	478.	598.
	54 to 59.9" H	HEPXX1860__	65	492.	615.
	60 to 65.9" H	HEPXX1866__	70	507.	633.
	66 to 71.9" H	HEPXX1872__	76	522.	653.
	72 to 77.9" H	HEPXX1878__	81	538.	672.
	78 to 83.9" H	HEPXX1884__	87	555.	692.
	84 to 89.9" H	HEPXX1890__	93	571.	713.
	90 to 95.5" H	HEPXX1896__	98	587.	734.
W 18 to 23.9 D 1.25 	24 to 35.9" H	HEPXX2436__	45	479.	587.
	36 to 41.9" H	HEPXX2442__	48	493.	606.
	42 to 47.9" H	HEPXX2448__	55	508.	624.
	48 to 53.9" H	HEPXX2454__	64.5	523.	642.
	54 to 59.9" H	HEPXX2460__	74	538.	661.
	60 to 65.9" H	HEPXX2466__	80	555.	682.
	66 to 71.9" H	HEPXX2472__	86	571.	701.
	72 to 77.9" H	HEPXX2478__	92	588.	723.
	78 to 83.9" H	HEPXX2484__	97	606.	745.
	84 to 89.9" H	HEPXX2490__	103	625.	767.
	90 to 95.5" H	HEPXX2496__	108	643.	789.
W 24 to 29.9 D 1.25 	24 to 35.9" H	HEPXX3036__	45	520.	629.
	36 to 41.9" H	HEPXX3042__	54	535.	647.
	42 to 47.9" H	HEPXX3048__	60	551.	667.
	48 to 53.9" H	HEPXX3054__	67	567.	686.
	54 to 59.9" H	HEPXX3060__	75	585.	707.
	60 to 65.9" H	HEPXX3066__	81	602.	728.
	66 to 71.9" H	HEPXX3072__	86	619.	750.
	72 to 77.9" H	HEPXX3078__	96	639.	773.
	78 to 83.9" H	HEPXX3084__	105	658.	796.
	84 to 89.9" H	HEPXX3090__	112	677.	819.
	90 to 95.5" H	HEPXX3096__	118	698.	845.

**ORDERING INSTRUCTIONS** To order, use the product code builder below.

HEPXX1236

Base Code	Edge Style	Panel Finish
<input type="text"/>	<input type="text"/>	<input type="text"/>
<b>Model Code</b>	<b>Finishes</b>	

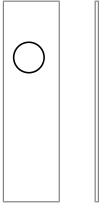
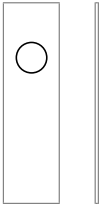
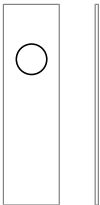
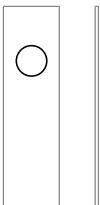
**CONSTRUCTION**

Panel [wood]: Standard panels are 1.25" thick and constructed with MDF or Premium Particle Board core with maple veneer

Edge Styles: Maple Edge (20) and Eased Edge (26)

**UPCHARGES**

Custom Woodworking Details: Pricing does not include custom woodworking details. Please see customer service for quoting.

InSet or InScribed End Panels	Description	Base Code	LBS	Edge Styles	
				20	26
W 8 to 11.9 D 1.25 	24 to 35.9" H	HEP__1236__	22.5		
	36 to 41.9" H	HEP__1242__	24		Please contact customer service for pricing
	42 to 47.9" H	HEP__1248__	27.5		
	48 to 53.9" H	HEP__1254__	33		
	54 to 59.9" H	HEP__1260__	37		
	60 to 65.9" H	HEP__1266__	40		
	66 to 71.9" H	HEP__1272__	43		
	72 to 77.9" H	HEP__1278__	46		
	78 to 83.9" H	HEP__1284__	49.5		
	84 to 89.9" H	HEP__1290__	53		
	90 to 95.5" H	HEP__1296__	56		
W 12 to 17.9 D 1.25 	24 to 35.9" H	HEP__1836__	40		
	36 to 41.9" H	HEP__1842__	42		
	42 to 47.9" H	HEP__1848__	48		
	48 to 53.9" H	HEP__1854__	58		
	54 to 59.9" H	HEP__1860__	65		
	60 to 65.9" H	HEP__1866__	70		
	66 to 71.9" H	HEP__1872__	76		
	72 to 77.9" H	HEP__1878__	81		
	78 to 83.9" H	HEP__1884__	87		
	84 to 89.9" H	HEP__1890__	93		
	90 to 95.5" H	HEP__1896__	98		
W 18 to 23.9 D 1.25 	24 to 35.9" H	HEP__2436__	45		
	36 to 41.9" H	HEP__2442__	48		
	42 to 47.9" H	HEP__2448__	55		
	48 to 53.9" H	HEP__2454__	64.5		
	54 to 59.9" H	HEP__2460__	74		
	60 to 65.9" H	HEP__2466__	80		
	66 to 71.9" H	HEP__2472__	86		
	72 to 77.9" H	HEP__2478__	92		
	78 to 83.9" H	HEP__2484__	97		
	84 to 89.9" H	HEP__2490__	103		
	90 to 95.5" H	HEP__2496__	108		
W 24 to 29.9 D 1.25 	24 to 35.9" H	HEP__3036__	45		
	36 to 41.9" H	HEP__3042__	54		
	42 to 47.9" H	HEP__3048__	60		
	48 to 53.9" H	HEP__3054__	67		
	54 to 59.9" H	HEP__3060__	75		
	60 to 65.9" H	HEP__3066__	81		
	66 to 71.9" H	HEP__3072__	86		
	72 to 77.9" H	HEP__3078__	96		
	78 to 83.9" H	HEP__3084__	105		
	84 to 89.9" H	HEP__3090__	112		
	90 to 95.5" H	HEP__3096__	118		

**ORDERING INSTRUCTIONS** To order, use the product code builder below.

HEP \_\_\_\_\_ 1 2 3 6 \_\_\_\_\_

Insert Cut-Out Design Process Code NT-InSet; NC-InScribed	Insert Edge Style Code	Cut-Out Code [see Cut-Out Design Portfolio]	Panel Finish	Cut-Out Design color selection
<b>Model Code</b>		<b>Finishes</b>		

**CONSTRUCTION**  
 Panel [wood]: Standard panels are 1.25" thick and constructed with MDF or Premium Particle Board core with maple veneer  
 Edge Styles: Maple Edge (20) and Eased Edge (26)

**UPCHARGES**  
 Custom Woodworking Details: Pricing does not include custom woodworking details. Please see customer service for quoting.  
 \* Standard pricing includes 2 finishes total.

End Panels - Perimeter Panels	Description	Base Code	LBS	Edge Styles	
				20	26
	24 to 35.9" H	HEPNR1236__	22.5	Please contact customer service for pricing	
	36 to 41.9" H	HEPNR1242__	24		
	42 to 47.9" H	HEPNR1248__	27.5		
	48 to 53.9" H	HEPNR1254__	33		
	54 to 59.9" H	HEPNR1260__	37		
	60 to 65.9" H	HEPNR1266__	40		
	66 to 71.9" H	HEPNR1272__	43		
	72 to 77.9" H	HEPNR1278__	46		
	78 to 83.9" H	HEPNR1284__	49.5		
	84 to 89.9" H	HEPNR1290__	53		
90 to 95.5" H	HEPNR1296__	56			
	24 to 35.9" H	HEPNR1836__	40		
	36 to 41.9" H	HEPNR1842__	42		
	42 to 47.9" H	HEPNR1848__	48		
	48 to 53.9" H	HEPNR1854__	58		
	54 to 59.9" H	HEPNR1860__	65		
	60 to 65.9" H	HEPNR1866__	70		
	66 to 71.9" H	HEPNR1872__	76		
	72 to 77.9" H	HEPNR1878__	81		
	78 to 83.9" H	HEPNR1884__	87		
	84 to 89.9" H	HEPNR1890__	93		
90 to 95.5" H	HEPNR1896__	98			
	24 to 35.9" H	HEPNR2436__	45		
	36 to 41.9" H	HEPNR2442__	48		
	42 to 47.9" H	HEPNR2448__	55		
	48 to 53.9" H	HEPNR2454__	64.5		
	54 to 59.9" H	HEPNR2460__	74		
	60 to 65.9" H	HEPNR2466__	80		
	66 to 71.9" H	HEPNR2472__	86		
	72 to 77.9" H	HEPNR2478__	92		
	78 to 83.9" H	HEPNR2484__	97		
	84 to 89.9" H	HEPNR2490__	103		
90 to 95.5" H	HEPNR2496__	108			
	24 to 35.9" H	HEPNR3036__	45		
	36 to 41.9" H	HEPNR3042__	54		
	42 to 47.9" H	HEPNR3048__	60		
	48 to 53.9" H	HEPNR3054__	67		
	54 to 59.9" H	HEPNR3060__	75		
	60 to 65.9" H	HEPNR3066__	81		
	66 to 71.9" H	HEPNR3072__	86		
	72 to 77.9" H	HEPNR3078__	96		
	78 to 83.9" H	HEPNR3084__	105		
	84 to 89.9" H	HEPNR3090__	112		
90 to 95.5" H	HEPNR3096__	118			

**ORDERING INSTRUCTIONS** To order, use the product code builder below.

HEPNR1236





	Insert Edge Style Code	Perimeter Code [see Cut-Out Design Portfolio]	Panel Finish	Cut-Out Design color selection	Cut-Out Design detail color selection
<b>Model Code</b>	<b>Finishes</b>				

**CONSTRUCTION**

Panel [wood]: Standard panels are 1.25" thick and constructed with MDF or Premium Particle Board core with maple veneer  
 Edge Styles: Maple Edge (20) and Eased Edge (26)

**UPCHARGES**

Custom Woodworking Details: Pricing does not include custom woodworking details. Please see customer service for quoting.

Canopy Tops	Description	Base Code	LBS	Edge Styles				
				10	15	20	25	30
W 8 to 11.9 D 1.25 	HPPL - 12 to 36" L	HCTLI236	22.55	162.	162.	195.	195.	263.
	HPPL - 36.1 to 72" L	HCTLI272	43	228.	228.	260.	260.	327.
	HPPL - 72.1 to 108" L	HCTLI2108	68	324.	324.	356.	356.	426.
	HPPL - 108.1 to 115" L	HCTLI2115	78	454.	454.	486.	486.	584.
	Wood - 12 to 36" L	HCTM1236	22.55	324.	324.	356.	356.	421.
	Wood - 36.1 to 72" L	HCTM1272	43	454.	454.	485.	485.	551.
	Wood - 72.1 to 108" L	HCTM12108	68	648.	648.	681.	681.	745.
	Wood - 108.1 to 115" L	HCTM12115	78	972.	972.	1,005.	1,005.	1,231.
W 12 to 17.9 D 1.25 	HPPL - 12 to 36" L	HCTLI836	34	195.	195.	228.	228.	327.
	HPPL - 36.1 to 72" L	HCTLI872	65	260.	260.	292.	292.	391.
	HPPL - 72.1 to 108" L	HCTLI8108	102	356.	356.	391.	391.	491.
	HPPL - 108.1 to 115" L	HCTLI8115	112	486.	486.	520.	520.	654.
	Wood - 12 to 36" L	HCTM1836	34	389.	389.	423.	423.	520.
	Wood - 36.1 to 72" L	HCTM1872	65	520.	520.	552.	552.	648.
	Wood - 72.1 to 108" L	HCTM18108	102	713.	713.	746.	746.	843.
	Wood - 108.1 to 115" L	HCTM18115	112	1,044.	1,044.	1,077.	1,077.	1,303.
W 18 to 23.9 D 1.25 	HPPL - 12 to 36" L	HCTLI2436	45	260.	260.	292.	292.	391.
	HPPL - 36.1 to 72" L	HCTLI2472	86	389.	389.	426.	426.	539.
	HPPL - 72.1 to 108" L	HCTLI24108	136	486.	486.	520.	520.	747.
	HPPL - 108.1 to 115" L	HCTLI24115	146	616.	616.	647.	647.	975.
	Wood - 12 to 36" L	HCTM2436	45	519.	519.	551.	551.	647.
	Wood - 36.1 to 72" L	HCTM2472	86	778.	778.	812.	812.	939.
	Wood - 72.1 to 108" L	HCTM24108	136	972.	972.	1,005.	1,005.	1,231.
	Wood - 108.1 to 115" L	HCTM24115	146	1,287.	1,287.	1,319.	1,319.	1,603.
W 24 to 29.9 D 1.25 	HPPL - 12 to 36" L	HCTLI3036	45	362.	362.	414.	414.	455.
	HPPL - 36.1 to 72" L	HCTLI3072	86	454.	454.	520.	520.	718.
	HPPL - 72.1 to 108" L	HCTLI30108	190	584.	584.	647.	647.	975.
	HPPL - 108.1 to 115" L	HCTLI30115	200	746.	746.	812.	812.	1,330.
	Wood - 12 to 36" L	HCTM3036	45	519.	519.	584.	584.	713.
	Wood - 36.1 to 72" L	HCTM3072	86	908.	908.	972.	972.	1,167.
	Wood - 72.1 to 108" L	HCTM30108	190	1,167.	1,167.	1,231.	1,231.	1,556.
	Wood - 108.1 to 115" L	HCTM30115	200	1,524.	1,524.	1,588.	1,588.	1,967.

**ADDITIONAL INFORMATION:** Canopy top length cannot exceed 115"L. Please divide lengths first and price each piece per chart to find total canopy top price.

**ORDERING INSTRUCTIONS** To order, use the product code builder below.

HCTLI236\_\_\_\_\_

Base Code	Insert Edge Style Code	Panel Finish	Edge Finish [if applicable]
_____	_____	_____	_____

**Model Code** **Finishes**

**CONSTRUCTION**  
 Panel [wood]: Standard panels are 1.25" thick and constructed with MDF or Premium Particle Board core with maple veneer. Phenolic backer is standard on canopy top underside.  
 Edge Styles: Maple Edge (20) and Eased Edge (26)

**UPCHARGES**  
 Custom Woodworking Details: Pricing does not include custom woodworking details. Please see customer service for quoting.

Cantilevered Shelving Units - wood book cases



		Model	Fixed Shelves	Adjustable Shelves	List Price	
<b>Single Starter</b>	36"W x 10" D x 36" H	3610-S	1	1	\$1,462.	
<b>Single Adder</b>	36"W x 10" D x 36" H	3610-A	1	1	\$1,212.	
<b>Single Starter</b>	36"W x 12" D x 36" H	3612-S	1	1	\$1,495.	
<b>Single Adder</b>	36"W x 12" D x 36" H	3612-A	1	1	\$1,232.	
<b>Double Starter</b>	36"W x 20" D x 36" H	3620-S	2	2	\$2,599.	
<b>Double Adder</b>	36"W x 20" D x 36" H	3620-A	2	2	\$2,102.	.
<b>Double Starter</b>	36"W x 24" D x 36" H	3624-S	2	2	\$2,783.	.
<b>Double Adder</b>	36"W x 24" D x 36" H	3624-A	2	2	\$2,393.	.
<b>Single Starter</b>	36"W x 10" D x 42" H	4210-S	1	2	\$1,509.	
<b>Single Adder</b>	36"W x 10" D x 42" H	4210-A	1	2	\$1,254.	
<b>Single Starter</b>	36"W x 12" D x 42" H	4212-S	1	2	\$1,543.	
<b>Single Adder</b>	36"W x 12" D x 42" H	4212-A	1	2	\$1,274.	
<b>Double Starter</b>	36"W x 20" D x 42" H	4220-S	2	4	\$2,646.	
<b>Double Adder</b>	36"W x 20" D x 42" H	4220-A	2	4	\$2,144.	
<b>Double Starter</b>	36"W x 24" D x 42" H	4224-S	2	4	\$2,830.	.
<b>Double Adder</b>	36"W x 24" D x 42" H	4224-A	2	4	\$2,435.	
<b>Single Starter</b>	36"W x 10" D x 45" H	4510-S	1	2	\$1,557.	
<b>Single Adder</b>	36"W x 10" D x 45" H	4510-A	1	2	\$1,296.	
<b>Single Starter</b>	36"W x 12" D x 45" H	4512-S	1	2	\$1,590.	
<b>Single Adder</b>	36"W x 12" D x 45" H	4512-A	1	2	\$1,316.	
<b>Double Starter</b>	36"W x 20" D x 45" H	4520-S	2	4	\$2,694.	
<b>Double Adder</b>	36"W x 20" D x 45" H	4520-A	2	4	\$2,186.	
<b>Double Starter</b>	36"W x 24" D x 45" H	4524-S	2	4	\$2,874.	
<b>Double Adder</b>	36"W x 24" D x 45" H	4524-A	2	4	\$2,477.	
<b>Single Starter</b>	36"W x 10" D x 48" H	4810-S	1	3	\$1,604.	
<b>Single Adder</b>	36"W x 10" D x 48" H	4810-A	1	3	\$1,339.	.
<b>Single Starter</b>	36"W x 12" D x 48" H	4812-S	1	3	\$1,638.	
<b>Single Adder</b>	36"W x 12" D x 48" H	4812-A	1	3	\$1,358.	
<b>Double Starter</b>	36"W x 20" D x 48" H	4820-S	2	6	\$2,742.	
<b>Double Adder</b>	36"W x 20" D x 48" H	4820-A	2	6	\$2,229.	
<b>Double Starter</b>	36"W x 24" D x 48" H	4824-S	2	6	\$2,925.	
<b>Double Adder</b>	36"W x 24" D x 48" H	4824-A	2	6	\$2,519.	

**Ordering Information**

Order all items by their product code.  
To create the product code specify:

1. Model
2. Wood finish selection

Example: 4820-S -

**Model**

Wood finish color selection; custom [CC]

**For perimeter topper and full perimeter pricing please contact customer service**

**Construction**

Wood: .75" premium maple wood veneer on mdf panels with steel shelf supports.  
Top and bottom shelves are 1" thick. Maple edgebanding is standard.  
Perimeter toppers and full perimeter characters may be specified.  
Please contact customer service for pricing.



Cantilevered Shelving Units-wood book cases



		Model	Fixed Shelves	Adjustable Shelves	List Price	
Single Starter	36"W x 10" D x 60" H	6010-S	1	4	\$1,652.	
Single Adder	36"W x 10" D x 60" H	6010-A	1	4	\$1,381.	
Single Starter	36"W x 12" D x 60" H	6012-S	1	4	\$1,685.	
Single Adder	36"W x 12" D x 60" H	6012-A	1	4	\$1,400.	
Double Starter	36"W x 20" D x 60" H	6020-S	2	8	\$2,789.	
Double Adder	36"W x 20" D x 60" H	6020-A	2	8	\$2,271.	
Double Starter	36"W x 24" D x 60" H	6024-S	2	8	\$2,973.	
Double Adder	36"W x 24" D x 60" H	6024-A	2	8	\$2561.	
Single Starter	36"W x 10" D x 72" H	7210-S	1	4	\$1,802.	
Single Adder	36"W x 10" D x 72" H	7210-A	1	4	\$1,449.	
Single Starter	36"W x 12" D x 72" H	7212-S	1	4	\$1,923.	
Single Adder	36"W x 12" D x 72" H	7212-A	1	4	\$1,502.	
Double Starter	36"W x 20" D x 72" H	7220-S	2	8	\$3,050.	
Double Adder	36"W x 20" D x 72" H	7220-A	2	8	\$2,740.	
Double Starter	36"W x 24" D x 72" H	7224-S	2	8	\$3,490.	
Double Adder	36"W x 24" D x 72" H	7224-A	2	8	\$2,871.	
Single Starter	36"W x 10" D x 84" H	8410-S	1	5	\$1,980.	
Single Adder	36"W x 10" D x 84" H	8410-A	1	5	\$1,608.	
Single Starter	36"W x 12" D x 84" H	8412-S	1	5	\$2,048.	
Single Adder	36"W x 12" D x 84" H	8412-A	1	5	\$1,666.	
Double Starter	36"W x 20" D x 84" H	8420-S	2	10	\$3,394.	
Double Adder	36"W x 20" D x 84" H	8420-A	2	10	\$2,682.	
Double Starter	36"W x 24" D x 84" H	8424-S	2	10	\$3,660.	
Double Adder	36"W x 24" D x 84" H	8424-A	2	10	\$2,881.	

**Ordering Information**

Order all items by their product code.  
To create the product code specify:

1. Model
2. Wood finish selection

**For perimeter topper and full perimeter pricing please contact customer service**

**Construction**

Wood: .75" premium maple wood veneer on mdf panels with steel shelf supports.  
Top and bottom shelves are 1" thick. Maple edgebanding is standard.  
Perimeter toppers and full perimeter characters may be specified.  
Please contact customer service for pricing.

Example: 8424-S - \_\_\_\_\_  
**Model** Wood finish color selection; custom [CC]

Magazine Shelving Units - wood bookcases



		Model	Magazine Shelves	Flat Shelves	List Price
Single Starter	36"W x 10" D x 36" H	3610-SM	1	1	\$1,332.
Single Adder	36"W x 10" D x 36" H	3610-AM	1	1	\$1,105.
Single Starter	36"W x 12" D x 36" H	3612-SM	1	1	\$1,460.
Single Adder	36"W x 12" D x 36" H	3612-AM	1	1	\$1,211.
Double Starter	36"W x 20" D x 36" H	3620-SM	2	2	\$2,116.
Double Adder	36"W x 20" D x 36" H	3620-AM	2	2	\$1,767.
Double Starter	36"W x 24" D x 36" H	3624-SM	2	2	\$2,518.
Double Adder	36"W x 24" D x 36" H	3624-AM	2	2	\$2,058.
Single Starter	36"W x 10" D x 42" H	4210-SM	2	2	\$1,492.
Single Adder	36"W x 10" D x 42" H	4210-AM	2	2	\$1,221
Single Starter	36"W x 12" D x 42" H	4212-SM	2	2	\$1,550.
Single Adder	36"W x 12" D x 42" H	4212-AM	2	2	\$1,293.
Double Starter	36"W x 20" D x 42" H	4220-SM	4	4	\$2,271.
Double Adder	36"W x 20" D x 42" H	4220-AM	4	4	\$1,917.
Double Starter	36"W x 24" D x 42" H	4224-SM	4	4	\$2,678.
Double Adder	36"W x 24" D x 42" H	4224-AM	4	4	\$2,194.
Single Starter	36"W x 10" D x 45" H	4510-SM	2	2	\$1,611.
Single Adder	36"W x 10" D x 45" H	4510-AM	2	2	\$1,352.
Single Starter	36"W x 12" D x 45" H	4512-SM	2	2	\$1,679.
Single Adder	36"W x 12" D x 45" H	4512-AM	2	2	\$1,422.
Double Starter	36"W x 20" D x 45" H	4520-SM	4	4	\$2,483.
Double Adder	36"W x 20" D x 45" H	4520-AM	4	4	\$2,150.
Double Starter	36"W x 24" D x 45" H	4524-AM	4	4	\$2,800.
Double Adder	36"W x 24" D x 45" H	4524-AM	4	4	\$2,450.
Single Starter	36"W x 10" D x 48" H	4810-SM	3	3	\$1,728.
Single Adder	36"W x 10" D x 48" H	4810-AM	3	3	\$1,482.
Single Starter	36"W x 12" D x 48" H	4812-SM	3	3	\$1,806.
Single Adder	36"W x 12" D x 48" H	4812-AM	3	3	\$1,550.
Double Starter	36"W x 20" D x 48" H	4820-SM	6	6	\$2,696.
Double Adder	36"W x 20" D x 48" H	4820-AM	6	6	\$2,382.
Double Starter	36"W x 24" D x 48" H	4824-SM	6	6	\$3,137.
Double Adder	36"W x 24" D x 48" H	4824-AM	6	6	\$2,706.

**Ordering Information**

Order all items by their product code.  
To create the product code specify:

- 1. Model
- 2. Wood finish selection

**For perimeter topper and full perimeter pricing please contact customer service**

Example: 4820-SM - \_\_\_\_\_  
**Model**  
 Wood color selection; custom [CC]

**Construction**

Wood: .75" premium maple wood veneer on mdf panels with steel shelf supports.  
Top and bottom shelves are 1" thick. Maple edgbanding is standard.  
Perimeter toppers and full perimeter characters may be specified.  
Please contact customer service for pricing.

Magazine Shelving Units - wood bookcases



		Model	Magazine Shelves	Flat Shelves	List Price
<b>Single Starter</b>	36"W x 10" D x 60" H	6010-SM	4	4	\$1,942.
<b>Single Adder</b>	36"W x 10" D x 60" H	6010-AM	4	4	\$1,671.
<b>Single Starter</b>	36"W x 12" D x 60" H	6012-SM	4	4	\$2,029.
<b>Single Adder</b>	36"W x 12" D x 60" H	6012-AM	4	4	\$1,744.
<b>Double Starter</b>	36"W x 20" D x 60" H	6020-SM	8	8	\$3,500.
<b>Double Adder</b>	36"W x 20" D x 60" H	6020-AM	8	8	\$3,117.
<b>Double Starter</b>	36"W x 24" D x 60" H	6024-SM	8	8	\$3,669.
<b>Double Adder</b>	36"W x 24" D x 60" H	6024-AM	8	8	\$3,287.
<b>Single Starter</b>	36"W x 10" D x 72" H	7210-SM	4	4	\$2,184.
<b>Single Adder</b>	36"W x 10" D x 72" H	7210-AM	4	4	\$1,849.
<b>Single Starter</b>	36"W x 12" D x 72" H	7212-SM	4	4	\$2,276.
<b>Single Adder</b>	36"W x 12" D x 72" H	7212-AM	4	4	\$1,937.
<b>Double Starter</b>	36"W x 20" D x 72" H	7220-SM	8	8	\$3,819.
<b>Double Adder</b>	36"W x 20" D x 72" H	7220-AM	8	8	\$3,432.
<b>Double Starter</b>	36"W x 24" D x 72" H	7224-SM	8	8	\$4,100.
<b>Double Adder</b>	36"W x 24" D x 72" H	7224-AM	8	8	\$3,548.
<b>Single Starter</b>	36"W x 10" D x 84" H	8410-SM	5	5	\$2,436.
<b>Single Adder</b>	36"W x 10" D x 84" H	8410-AM	5	5	\$2,063.
<b>Single Starter</b>	36"W x 12" D x 84" H	8412-SM	5	5	\$2,513.
<b>Single Adder</b>	36"W x 12" D x 84" H	8412-AM	5	5	\$2,121.
<b>Double Starter</b>	36"W x 20" D x 84" H	8420-SM	10	10	\$4,235.
<b>Double Adder</b>	36"W x 20" D x 84" H	8420-AM	10	10	\$3,476.
<b>Double Starter</b>	36"W x 24" D x 84" H	8424-SM	10	10	\$4,405.
<b>Double Adder</b>	36"W x 24" D x 84" H	8424-AM	10	10	\$3,645.

**Ordering Information**

Order all items by their product code.  
To create the product code specify:

1. Model
2. Wood finish selection

**For perimeter topper and full perimeter pricing please contact customer service**

Example: 4820-SM -

**Model**  
Wood finish color selection; custom [CC]

**Construction**

**Wood:** .75" premium maple wood veneer on mdf panels with steel shelf supports.  
Top and bottom shelves are 1" thick. Maple edgebanding is standard.  
**Perimeter toppers and full perimeter characters may be specified.**  
Please contact customer service for pricing.

Description	Model	Cut-Out™ List Price				No Cut-Out
		Tier A	Tier B	Tier C	Tier D	
Cut-Thru™ Arcadia Dictionary Stand - 2 shelves W 28" D 25 1/2" H 30"	MADCL30F2					\$2,264.
	MADCL30P2					\$2,490.
	MADCL36F2					\$2,396.
	MADCL36P2					\$2,635.
	MADCL42F2					\$2,527.
	MADCL42P2					\$2,779.
In-Set™ In-Scribed™ Arcadia Dictionary Stand - 2 shelves W 28" D 25 1/2" H 30"	MADCL30F2					\$2,337.
	MADCL30P2					\$2,570.
	MADCL36F2					\$2,468.
	MADCL36P2					\$2,715.
	MADCL42F2					\$2,599.
	MADCL42P2					\$2,859.

**Ordering Information**

Order all items by their product code.  
To create the product code specify:

1. Model
2. Top selection [specify Standard Laminate [SL]; Custom [CL]
3. Edge treatment code [see page 11]
4. Edge color [see page 9]
5. Stand finish color [see page 9]
6. CutOut™ [no cut-out specify XX]
7. CutOut™ Placement [see diagram page 13; none XX]
8. Leg finish
9. Electrical Components [see Power Data Guide]

**Construction**

**Worksurface:** .75" thick Maple Veneer Plywood, a high pressure laminate face and phenolic baker on the underside. Other face material, such as linoleum, wood veneer, or corian can be specified. Edge is exposed plywood  
**Side Panels:** .75" Maple Veneer Plywood  
**Cut-Outs:** Carrels mid and side panels can be cut out.

Example: MADCL30F2 - - - - -

<b>Model</b>	Top surface SL- standard laminate selection* CL- Custom	Edge treatment code	Edge color	Stand finish color	CutOut™ [no cut-out specify XX; custom CC]	CutOut™ Placement see diagram on page 13 [if applicable]	Leg finish
--------------	---	---------------------------	---------------	--------------------------	---	--	---------------

\* Standard grade laminate from Formica, Wilsonart, Pionite and Nevamar

Description	Model	Cut-Out™ List Price				No Cut-Out
		Tier A	Tier B	Tier C	Tier D	
Cut-Thru™ Wheatland Dictionary Stand - 2 shelves W 28" D 25 1/2" H 30"	MWDCL30F2					\$2,033.
	MWDCL30P2					\$2,236.
	MWDCL36F2					\$2,165.
	MWDCL36P2					\$2,381.
	MWDCL42F2					\$2,296.
	MWDCL42P2					\$2,525.
In-Set™ In-Scribed™ Wheatland Dictionary Stand - 2 shelves W 28" D 25 1/2" H 30"	MWDCL30F2					\$2,449.
	MWDCL30P2					\$2,694.
	MWDCL36F2					\$2,580.
	MWDCL36P2					\$2,838.
	MWDCL42F2					\$2,710.
	MWDCL42P2					\$2,983.

**Ordering Information**

Order all items by their product code.  
To create the product code specify:

1. Model
2. Top selection [specify Standard Laminate [SL]; Custom [CL]]
3. Edge treatment code [see page 11]
4. Edge color [see page 9]
5. Stand finish color [see page 9]
6. CutOut™ [no cut-out specify XX]
7. CutOut™ Placement [see diagram page 13; none XX]
8. Leg finish
9. Electrical Components [see Power Data Guide]

**Construction**

**Worksurface:** .75" thick Maple Veneer Plywood, a high pressure laminate face and phenolic baker on the underside. Other face material, such as linoleum, wood veneer, or corian can be specified. Edge is exposed plywood  
**Side Panels:** .75" Maple Veneer Plywood  
**Cut-Outs:** Carrels mid and side panels can be cut out.

Example: MADCL30F2 - - - - -

<b>Model</b>	<b>Top surface</b> SL- standard laminate selection* CL- Custom	<b>Edge treatment code</b>	<b>Edge color</b>	<b>Stand finish color</b>	<b>CutOut™</b> [no cut-out specify XX; custom CC]	<b>CutOut™ Placement</b> see diagram on page 13 [if applicable]	<b>Leg finish</b>
--------------	--	----------------------------	-------------------	---------------------------	--	--	-------------------

\* Standard grade laminate from Formica, Wilsonart, Pionite and Nevamar



	Description	Model	List Price			No CutOut™	Weight
			Tier A	Tier B	Tier C		
	<b>Octagon Spool Display</b> with laminate table surface	MDSP3842L				\$5,237.	
	<b>Octagon Spool Display</b> with veneer table surface	MDSP3842M				\$5,498.	

**Ordering Information**

1. Model
2. Cut-Out [no cut-out XX; custom CC]
3. Cut-Out process InSet™ or InScribed™
4. Cut-Out finish color [if applicable]
5. Top surface selection
6. Display finish selection
7. Casters [if applicable]

**Construction**

**Top Material:** 1.125" Premium particle board with laminate or wood veneer.  
**Edge Material:** 1.25" solid wood, eased edge [30].  
**Shelf Panels:** .75" maple plywood composite with maple veneer with exposed plywood edge.  
**Casters:** 3" optional. Add \$145.00 LIST



Cut-out optional  
2 sides only

Example: MDSP3842L - - - - -

Model	CutOut™ [no cut-out specify XX, custom specify CC]	CutOut™ process selection.* For InSet™ technique specify standard laminate [SL]** or custom [CL]. For InScribed™ technique specify standard wood finish [FC] or custom finish [CC].	CutOut™ finish color [if applicable]	Top surface selection laminate standard [SL]* or custom [CL] or finish color [FC] or custom finish [CC]	Display finish color	Casters [if applicable]
-------	--	--	---	---	----------------------------	----------------------------

Mobile Display Unit



Description	Model	List Price			No Cut-Out	Weight
		Tier A	Tier B	Tier C		
48" W x 31 1/2" D x 48" H	MDMU483I				\$3,780.	

**Ordering Information**

1. Model
2. Cut-Out
3. Cut-Out detail InSet™ or InScribed™
4. Cut-Out finish color [if applicable]
5. Display unit finish color

**Construction**

**Display Unit:** Premium particle board with maple wood veneer. Maple edgbanding.  
**CutOut™:** Placement standard both sides. Laminate [InSet™] or Maple [InScribed™] process.  
**Casters:** 3" DIA.

Example: MDMU483I - - - - -

Model	CutOut™ [no cut-out specify XX, custom specify CC]	CutOut™ process selection.* For InSet™ technique specify standard laminate [SL]** or custom [CL]. For InScribed™ technique specify standard wood finish [FC] or custom finish [CC].	CutOut™ finish color [if applicable]	Display unit finish color selection
-------	--	--	--	--

\* Standard grade laminate from Formica, Wilsonart, Pionite and Nevamar

Book Bins

Display

Puppet Stages

and more....



Description	Model	List Price Cut-Out Tiers				No Cut-Out	Weight
		Tier A	Tier B	Tier C	Tier D		
<b>Linear Single-Faced with CutThru™ cut-out</b>	30" W x 23 3/4" D x 26" TH x 26" OH	MBLC302326				\$2,079.	
	30" W x 23 3/4" D x 32" TH x 32" OH	MBLC302332				\$2,163.	
	30" W x 23 3/4" D x 38" TH x 38" OH	MBLC302338				\$2,247.	
	36" W x 23 3/4" D x 26" TH x 26" OH	MBLC362326				\$2,121.	
	36" W x 23 3/4" D x 32" TH x 32" OH	MBLC362332				\$2,205.	
	36" W x 23 3/4" D x 38" TH x 38" OH	MBLC362338				\$2,289.	
	42" W x 23 3/4" D x 26" TH x 26" OH	MBLC422326				\$2,289.	
	42" W x 23 3/4" D x 32" TH x 32" OH	MBLC422332				\$2,373.	
	42" W x 23 3/4" D x 38" TH x 38" OH	MBLC422338				\$2,457.	
	48" W x 23 3/4" D x 26" TH x 26" OH	MBLC482326				\$2,352.	
	48" W x 23 3/4" D x 32" TH x 32" OH	MBLC482332				\$2,436.	
	48" W x 23 3/4" D x 38" TH x 38" OH	MBLC482338				\$2,520.	
	60" W x 23 3/4" D x 26" TH x 26" OH	MBLC602326				\$2,520.	
	60" W x 23 3/4" D x 32" TH x 32" OH	MBLC602332				\$2,604.	
60" W x 23 3/4" D x 38" TH x 38" OH	MBLC602338				\$2,699.		
<b>Linear Double-Faced with CutThru™ cut-out</b>	30" W x 32 3/4" D x 26" TH x 26" OH	MBLC303226				\$3,224.	
	30" W x 32 3/4" D x 32" TH x 32" OH	MBLC303232				\$3,329.	
	30" W x 32 3/4" D x 38" TH x 38" OH	MBLC303238				\$3,434.	
	36" W x 32 3/4" D x 26" TH x 26" OH	MBLC363226				\$3,303.	
	36" W x 32 3/4" D x 32" TH x 32" OH	MBLC363232				\$3,408.	
	36" W x 32 3/4" D x 38" TH x 38" OH	MBLC363238				\$3,513.	
	42" W x 32 3/4" D x 26" TH x 26" OH	MBLC423226				\$3,591.	
	42" W x 32 3/4" D x 32" TH x 32" OH	MBLC423232				\$3,696.	
	42" W x 32 3/4" D x 38" TH x 38" OH	MBLC423238				\$3,801.	
	48" W x 32 3/4" D x 26" TH x 26" OH	MBLC483226				\$3,670.	
	48" W x 32 3/4" D x 32" TH x 32" OH	MBLC483232				\$3,775.	
	48" W x 32 3/4" D x 38" TH x 38" OH	MBLC483238				\$3,880.	
	60" W x 32 3/4" D x 26" TH x 26" OH	MBLC603226				\$4,038.	
	60" W x 32 3/4" D x 32" TH x 32" OH	MBLC603232				\$4,143.	
60" W x 32 3/4" D x 38" TH x 38" OH	MBLC603238				\$4,248.		

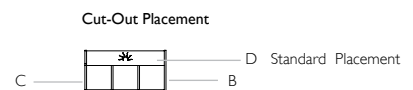
**Ordering Information**

1. Model
2. Cut-Out [no cut-out specify XX; custom CC]
3. Cut-Out placement
3. Wood finish

**Construction**

**Book Bin:** Premium maple veneer plywood with exposed plywood edge. Other veneer and edgebanding woods are available.  
**Cut-Out:** Placement standard on front face panel [D] see below. Cut-out is a CutThru™ process. For InSet™ or InScribed™ process please contact customer service for pricing.  
**Adjustable Dividers:** Steel brackets are standard for top bins.  
**Glide:** Nylon.  
**Castors:** 3" DIA optional. \$145 List upcharge.

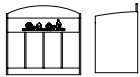
Example: MBLC302326 - - -  
**Model**      **CutOut™** [no cut-out specify XX, custom specify CC]      **CutOut™** placement      **Wood** finish







**Arc Single-faced with CutThru™ cut-out**



**Arc Double-faced with CutThru™ cut-out**

Description	Model	List Price Cut-Out Tiers				No Cut-Out	Weight
		Tier A	Tier B	Tier C	Tier D		
30" W x 23 3/4" D x 26" TH x 33" OH	MBAC302326					\$2,163.	
30" W x 23 3/4" D x 32" TH x 39" OH	MBAC302332					\$2,247.	
30" W x 23 3/4" D x 38" TH x 45" OH	MBAC302338					\$2,331.	
36" W x 23 3/4" D x 26" TH x 33" OH	MBAC362326					\$2,205.	
36" W x 23 3/4" D x 32" TH x 39" OH	MBAC362332					\$2,289.	
36" W x 23 3/4" D x 38" TH x 45" OH	MBAC362338					\$2,373.	
42" W x 23 3/4" D x 26" TH x 33" OH	MBAC422326					\$2,373.	
42" W x 23 3/4" D x 32" TH x 39" OH	MBAC422332					\$2,457.	
42" W x 23 3/4" D x 38" TH x 45" OH	MBAC422338					\$2,541.	
48" W x 23 3/4" D x 26" TH x 33" OH	MBAC482326					\$2,436.	
48" W x 23 3/4" D x 32" TH x 39" OH	MBAC482332					\$2,520.	
48" W x 23 3/4" D x 38" TH x 45" OH	MBAC482338					\$2,604.	
60" W x 23 3/4" D x 26" TH x 33" OH	MBAC602326					\$2,604.	
60" W x 23 3/4" D x 32" TH x 39" OH	MBAC602332					\$2,699.	
60" W x 23 3/4" D x 38" TH x 45" OH	MBAC602338					\$2,804.	
<hr/>							
30" W x 32 3/4" D x 26" TH x 33" OH	MBAC303226					\$3,381.	
30" W x 32 3/4" D x 32" TH x 39" OH	MBAC303232					\$3,486.	
30" W x 32 3/4" D x 38" TH x 45" OH	MBAC303238					\$3,591.	
36" W x 32 3/4" D x 26" TH x 33" OH	MBAC363226					\$3,460.	
36" W x 32 3/4" D x 32" TH x 39" OH	MBAC363232					\$3,565.	
36" W x 32 3/4" D x 38" TH x 45" OH	MBAC363238					\$3,670.	
42" W x 32 3/4" D x 26" TH x 33" OH	MBAC423226					\$3,801.	
42" W x 32 3/4" D x 32" TH x 39" OH	MBAC423232					\$3,906.	
42" W x 32 3/4" D x 38" TH x 45" OH	MBAC423238					\$4,011.	
48" W x 32 3/4" D x 26" TH x 33" OH	MBAC483226					\$3,880.	
48" W x 32 3/4" D x 32" TH x 39" OH	MBAC483232					\$3,985.	
48" W x 32 3/4" D x 38" TH x 45" OH	MBAC483238					\$4,090.	
60" W x 32 3/4" D x 26" TH x 33" OH	MBAC603226					\$4,195.	
60" W x 32 3/4" D x 32" TH x 39" OH	MBAC603232					\$4,300.	
60" W x 32 3/4" D x 38" TH x 45" OH	MBAC603238					\$4,405.	

**Ordering Information**

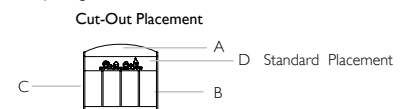
1. Model
2. Cut-Out [no cut-out specify XX; Custom CC]
3. Cut-Out placement
3. Wood finish

**Construction**

**Book Bin:** Premium maple veneer plywood with exposed plywood edge. Other veneer and edgbanding woods are available.  
**Cut-Out:** Placement standard on front face panel [D] see below. Cut-out is a CutThru™ process. For InSet™ or InScribed™ process please contact customer service for pricing.  
**Adjustable Dividers:** Steel brackets are standard for top bins.  
**Glide:** Nylon.  
**Castors:** 3" DIA optional. \$145 List upcharge.

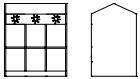
Example: MBAC302326 -

**Model**      **CutOut™** [no cut-out specify XX, custom specify CC]      **CutOut™** placement      **Wood** finish





**Peak Single-faced with CutThru™ cut-out**



Description	Model	List Price Cut-Out Tiers				No Cut-Out	Weight
		Tier A	Tier B	Tier C	Tier D		
30" W x 23 3/4" D x 26" TH x 33" OH	MBPC302326					\$2,163.	
30" W x 23 3/4" D x 32" TH x 39" OH	MBPC302332					\$2,247.	
30" W x 23 3/4" D x 38" TH x 45" OH	MBPC302338					\$2,331	
36" W x 23 3/4" D x 26" TH x 33" OH	MBPC362326					\$2,205.	
36" W x 23 3/4" D x 32" TH x 39" OH	MBPC362332					\$2,289.	
36" W x 23 3/4" D x 38" TH x 45" OH	MBPC362338					\$2,373..	
42" W x 23 3/4" D x 26" TH x 33" OH	MBPC422326					\$2,373.	
42" W x 23 3/4" D x 32" TH x 39" OH	MBPC422332					\$2,457.	
42" W x 23 3/4" D x 38" TH x 45" OH	MBPC422338					\$2,541.	
48" W x 23 3/4" D x 26" TH x 33" OH	MBPC482326					\$2,436.	
48" W x 23 3/4" D x 32" TH x 39" OH	MBPC482332					\$2,520	
48" W x 23 3/4" D x 38" TH x 45" OH	MBPC482338					\$2,604.	
60" W x 23 3/4" D x 26" TH x 33" OH	MBPC602326					\$2,604.	
60" W x 23 3/4" D x 32" TH x 39" OH	MBPC602332					\$2,699.	
60" W x 23 3/4" D x 38" TH x 45" OH	MBPC602338					\$2,804.	
<b>Peak Double-faced with CutThru™ cut-out</b>							
30" W x 32 3/4" D x 26" TH x 33" OH	MBPC303226					\$3,381.	
30" W x 32 3/4" D x 32" TH x 39" OH	MBPC303232					\$3,486.	
30" W x 32 3/4" D x 38" TH x 45" OH	MBPC303238					\$3,591.	
36" W x 32 3/4" D x 26" TH x 33" OH	MBPC363226					\$3,460.	
36" W x 32 3/4" D x 32" TH x 39" OH	MBPC363232					\$3,565.	
36" W x 32 3/4" D x 38" TH x 45" OH	MBPC363238					\$3,670.	
42" W x 32 3/4" D x 26" TH x 33" OH	MBPC423226					\$3,801.	
42" W x 32 3/4" D x 32" TH x 39" OH	MBPC423232					\$3,906.	
42" W x 32 3/4" D x 38" TH x 45" OH	MBPC423238					\$4,011.	
48" W x 32 3/4" D x 26" TH x 33" OH	MBPC483226					\$3,880.	
48" W x 32 3/4" D x 32" TH x 39" OH	MBPC483232					\$3,985.	
48" W x 32 3/4" D x 38" TH x 45" OH	MBPC483238					\$4,090.	
60" W x 32 3/4" D x 26" TH x 33" OH	MBPC603226					\$4,195.	
60" W x 32 3/4" D x 32" TH x 39" OH	MBPC603232					\$4,300.	
60" W x 32 3/4" D x 38" TH x 45" OH	MBPC603238					\$4,405.	

**Ordering Information**

1. Model
2. Cut-Out [no cut-out specify XX; Custom CC]
3. Cut-Out placement
3. Wood finish

**Construction**

**Book Bin:** Premium maple veneer plywood with exposed plywood edge. Other veneer and edgebanding woods are available.  
**Cut-Out:** Placement standard on front face panel [D] see below. Cut-out is a CutThru™ process. For InSet™ or InScribed™ process please contact customer service for pricing.  
**Adjustable Dividers:** Steel brackets are standard for top bins.  
**Glide:** Nylon.  
**Casters:** 3" DIA optional. \$145 List upcharge.

Example: MBPC302326 - - -

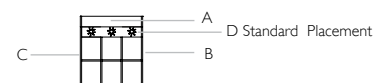
**Model**

CutOut™  
[no cut-out specify XX,  
custom specify CC]

CutOut™ placement

Wood finish

**Cut-Out Placement**





Perimeter Book Bin shown with Audrey  
Other characters are available or custom

	Description	Model	List Price	Weight	
<b>Perimeter Single-Faced</b> 	30" W x 23 <sup>3</sup> / <sub>4</sub> " D x 26" TH x 26" OH	MBLPC302326	\$2,971.		
	30" W x 23 <sup>3</sup> / <sub>4</sub> " D x 32" TH x 32" OH	MBLPC302332	\$3,068.		
	30" W x 23 <sup>3</sup> / <sub>4</sub> " D x 38" TH x 38" OH	MBLPC302338	\$3,164.		
	36" W x 23 <sup>3</sup> / <sub>4</sub> " D x 26" TH x 26" OH	MBLPC362326	\$3,019.		
	36" W x 23 <sup>3</sup> / <sub>4</sub> " D x 32" TH x 32" OH	MBLPC362332	\$3,116.		
	36" W x 23 <sup>3</sup> / <sub>4</sub> " D x 38" TH x 38" OH	MBLPC362338	\$3,212.		
	42" W x 23 <sup>3</sup> / <sub>4</sub> " D x 26" TH x 26" OH	MBLPC422326	\$3,212.		
	42" W x 23 <sup>3</sup> / <sub>4</sub> " D x 32" TH x 32" OH	MBLPC422332	\$3,309.		
	42" W x 23 <sup>3</sup> / <sub>4</sub> " D x 38" TH x 38" OH	MBLPC422338	\$3,406.		
	48" W x 23 <sup>3</sup> / <sub>4</sub> " D x 26" TH x 26" OH	MBLPC482326	\$3,285.		
	48" W x 23 <sup>3</sup> / <sub>4</sub> " D x 32" TH x 32" OH	MBLPC482332	\$3,381.		
	48" W x 23 <sup>3</sup> / <sub>4</sub> " D x 38" TH x 38" OH	MBLPC482338	\$3,478.		
	60" W x 23 <sup>3</sup> / <sub>4</sub> " D x 26" TH x 26" OH	MBLPC602326	\$3,478.		
	60" W x 23 <sup>3</sup> / <sub>4</sub> " D x 32" TH x 32" OH	MBLPC602332	\$3,575.		
60" W x 23 <sup>3</sup> / <sub>4</sub> " D x 38" TH x 38" OH	MBLPC602338	\$3,671.			
<b>Perimeter Double-Faced</b> 	30" W x 32 <sup>3</sup> / <sub>4</sub> " D x 26" TH x 26" OH	MBLPC303226	\$4,444.		
	30" W x 32 <sup>3</sup> / <sub>4</sub> " D x 32" TH x 32" OH	MBLPC303232	\$4,541.		
	30" W x 32 <sup>3</sup> / <sub>4</sub> " D x 38" TH x 38" OH	MBLPC303238	\$4,637.		
	36" W x 32 <sup>3</sup> / <sub>4</sub> " D x 26" TH x 26" OH	MBLPC363226	\$4,517.		
	36" W x 32 <sup>3</sup> / <sub>4</sub> " D x 32" TH x 32" OH	MBLPC363232	\$4,613.		
	36" W x 32 <sup>3</sup> / <sub>4</sub> " D x 38" TH x 38" OH	MBLPC363238	\$4,710.		
	42" W x 32 <sup>3</sup> / <sub>4</sub> " D x 26" TH x 26" OH	MBLPC423226	\$4,782.		
	42" W x 32 <sup>3</sup> / <sub>4</sub> " D x 32" TH x 32" OH	MBLPC423232	\$4,879.		
	42" W x 32 <sup>3</sup> / <sub>4</sub> " D x 38" TH x 38" OH	MBLPC423238	\$4,975.		
	48" W x 32 <sup>3</sup> / <sub>4</sub> " D x 26" TH x 26" OH	MBLPC483226	\$4,855.		
	48" W x 32 <sup>3</sup> / <sub>4</sub> " D x 32" TH x 32" OH	MBLPC483232	\$4,951.		
	48" W x 32 <sup>3</sup> / <sub>4</sub> " D x 38" TH x 38" OH	MBLPC483238	\$5,048.		
	60" W x 32 <sup>3</sup> / <sub>4</sub> " D x 26" TH x 26" OH	MBLPC603226	\$5,193.		
	60" W x 32 <sup>3</sup> / <sub>4</sub> " D x 32" TH x 32" OH	MBLPC603232	\$5,289.		
60" W x 32 <sup>3</sup> / <sub>4</sub> " D x 38" TH x 38" OH	MBLPC603238	\$5,386.			

**Ordering Information**

1. Model
2. Perimeter character [no perimeter specify XX; Custom CC]
3. Perimeter detail process selection
4. Perimeter color selection
3. Wood finish [see page 9]

**Construction**

**Book Bin:** Premium particle board. Laminate or maple wood veneer is standard however other surfaces are available.  
**Perimeter Character:** Placement is typically on back or divider panel if double-faced. Character detail is shown on both sides for double-faced book bins.  
**Adjustable Dividers:** Steel brackets are standard for adjustability.  
**Glide:** Nylon.  
**Casters:** 3" DIA optional. \$145 List upcharge.

Example: MBLC302326.

**Model**

Perimeter character code see TMC Cut-Out Portfolio or custom [CC]

Perimeter character finish color

Perimeter detail process. Laminate InSet™ standard [SL] or custom [CL]. For InScribed™ technique specify standard wood finish [FC] or custom finish [CC]

Perimeter detail finish color selection [if applicable]

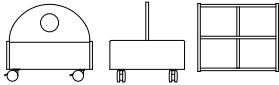
Book Bin wood finish color

Little Book Truck

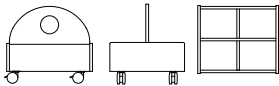
List Prices



Description	Model	List Price
Little Book Truck - Laminate W 23¾" D 20" H 21¼"	MBT2320L	\$840.



Description	Model	List Price
Little Book Truck - Wood W 23¾" D 20" H 21¼"	MBT2320M	\$903.



**Ordering Information**

Order all items by their product code.  
To create the product code specify:

Example: MBT2320L - \_\_\_\_\_

**Model**

Laminate or  
Finish selection  
[if applicable]  
standard [SL]  
custom [CC]

**Construction**

**Divider:** top portion material  
comprised of maple veneer face or  
laminate.

**Truck:** ¾" baltic birch with exposed  
plywood edge. Fixed dividers. Bin  
dimensions: W 10¾" x D 8 7/8" x H 6½".

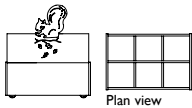
**Base Material:** Laminate face or maple  
veneer face.

**Casters:** 3" DIA locking casters.

**Standard Laminates:** Wisonart, For-  
mica, Pionite, Nevamar



**Squirrel Browser**



Description	Model	List Price	Weight
30" W x 23 $\frac{3}{4}$ " D x 14" TH x 26" H	MBPL302326SQ	\$3,056.	
36" W x 23 $\frac{3}{4}$ " D x 14" TH x 26" H	MBPL362326SQ	\$3,100.	
30" W x 32 $\frac{3}{4}$ " D x 14" TH x 26" H	MBPL303226SQ	\$4,472.	
36" W x 32 $\frac{3}{4}$ " D x 14" TH x 26" H	MBPL363226SQ	\$4,539.	

**Ordering Information**

**Construction**

**Book Bin:** Premium particle board, Maple wood veneer with Maple (20) or Plywood (25) edgebanding.

**CutOut™ Material:** InScribed™ wood inlay technique [please refer to page 8 for descriptions]

**Adjustable Dividers:** Steel brackets are standard.

**Casters:** 3" DIA.

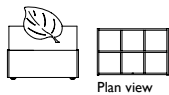
Example: MBLPL302326SQ -

Model	Squirrel perimeter finish color	Squirrel InScribed™ detail finish color	InScribed™ Branches finish color	InScribed™ Acorns finish color	InScribed™ Leaves finish color	Browser finish color

Leaf Browsers - for books or toys



**Leaf Browser**



Description	Model	List Price	Weight
30" W x 23 $\frac{3}{4}$ " D x 14" TH x 26" H	MBPC302326LF	\$3,056.	
36" W x 23 $\frac{3}{4}$ " D x 14" TH x 26" H	MBPC362326LF	\$3,100.	
30" W x 32 $\frac{3}{4}$ " D x 14" TH x 26" H	MBPC303226LF	\$4,472.	
36" W x 32 $\frac{3}{4}$ " D x 14" TH x 26" H	MBPC363226LF	\$4,539.	

**Ordering Information**

**Construction**

**Book Bin:** Premium particle board, Maple wood veneer with Maple (20) or Plywood (25) Edgebanding.

**CutOut™ Material:** CutThru™ technique. [please refer to page 8 for descriptions]

**Adjustable Dividers:** Steel brackets are standard.

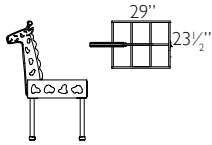
**Casters:** 3" DIA.

Example: MBLPC302326LF -

Model	Leaf perimeter finish color	Browser wood finish color



Description	Model	List Price
<b>Giraffe Book Bin</b> 23½" W x 29" D x 30" TH* x 59" OH * other leg heights are available	MBGL2329	\$4,330.



**Ordering Information**

1. Model
2. InSet™ detail laminate color
3. Mane and perimeter finish color
4. Giraffe finish
5. Base powder coat finish
6. Glide color

**Construction**

**Book Bin:** .75" premium particle board plywood edgebanding. Head and neck accents constructed of MDF composite.

**CutOut™ Material:** Laminate InSet™ process.

**Legs:** 22" high 2: diameter powdercoated metal with solid wood glides.

**Notes:** Other heights may be specified.

Example: MBGL2329 - \_\_\_\_\_ - \_\_\_\_\_ - \_\_\_\_\_ - \_\_\_\_\_ - \_\_\_\_\_

<b>Model</b>	InSet™ detail laminate color for spots and face	Mane and perimeter edge finish color selection	Giraffe finish	Base powder coat finish	Glide color
--------------	---	--	----------------	-------------------------	-------------

Leaf Sprout Display



Description	Model	List Price
<b>Leaf Sprout</b> 30⅞" W x 34½" OW x 65½" OH	MPDL3065	\$3,902.
<b>Leaf Sprout with casters</b> 30⅞" W x 34½" OW x 68½" OH	MPDL3065-C	\$4,062.

**Ordering Information**

1. Model
2. Leaf or rocket finish color selection
3. Display finish color selection

**Construction**

**Material:** .75" baltic birch plywood with exposed plywood edge.

**Shelf Material:** .75" solid maple with maple edgebanding.

**Castors:** 3"

Example: MPDL3065 - \_\_\_\_\_ - \_\_\_\_\_

<b>Model</b>	Leaf finish color	Display finish color
--------------	-------------------	----------------------




Laminate 3 - Tier Display Tower	Model	List Price	Weight
20"W x 20" D x 39¼" H	MDT392020L	\$2,421.	
<b>with casters</b> 20"W x 20" D x 39¼" H	MDT392020L-C-CNL4	\$2,570.	
<b>Laminate 4 - Tier Display Tower</b>			
23½"W x 23½" D x 51½" H	MDT512323L	\$3,078.	
<b>with casters</b> 23½"W x 23½" D x 51½" H	MDT512323L-C-CNL4	\$3,225.	
<b>Wood 3 - Tier Display Tower</b>			
20"W x 20" D x 39¼" H	MDT392020MV	\$2,620.	
<b>with casters</b> 20"W x 20" D x 39¼" H	MDT392020MV-C-CNL4	\$2,768.	
<b>Wood 4 - Tier Display Tower</b>			
23½"W x 23½" D x 51½" H	MDT512323MV	\$3,364.	
<b>with casters</b> 23½"W x 23½" D x 51½" H	MDT512323MV-C-CNL4	\$3,511.	

**Ordering Information**

1. Model
2. CutOut™ selection #1
3. InSet™ laminate finish color
4. CutOut™ selection #2
5. InSet™ laminate finish color
6. CutOut™ selection #3
7. InSet™ laminate finish color
8. CutOut™ selection #4 [if applicable]
9. InSet™ laminate finish color 9 [if applicable]
10. Display finish or laminate color

**Construction**

**Wood:** Premium particle board with maple wood veneer.  
**Laminate:** Laminate  
**CutOut™:** Laminate InSet™ process. 3 Tier tower specify 3 cut-outs. 4 Tier tower specify 4 cut-outs.  
**Casters:** 2" DIA.



Example: MDT392020L -

**Model**

CutOut™ selection #1	InSet™ detail laminate color	CutOut™ selection #2	InSet™ detail laminate color	CutOut™ selection #3	InSet™ detail laminate color	CutOut™ selection #4 [if applicable]	InSet™ detail laminate color [if applicable]	Display finish or laminate selection standard [SL]; custom laminate [CL]; for custom finish [FC]
----------------------	------------------------------	----------------------	------------------------------	----------------------	------------------------------	--------------------------------------	--	--



	Description	Model	List Price
<b>Insect Puppet Stage</b>	36" W x 18" D x 24" H	MPS6090-INSECT	\$4,825.
	Stabilzer Feet		\$830.
<b>Mildred &amp; Friends Puppet Stage</b>	81" W x 54" H	MPS6490-FARM	\$5,437.
	Stabilzer Feet		\$830.
<b>Ocean Puppet Stage</b>	81" W x 54" H x 61½" OH	MPS6281-OCEAN	\$4,548.
	Stabilzer Feet		\$830.

**Ordering Information**

1. Model
2. Perimeter character finish on left
3. InScribed™ detail finish repeat as needed
4. Puppet Stage finish color

**Construction**

**Puppet Stage:** .75 premium particle board with maple wood veneer.  
**CutOut™, CutThru™ or InScribed™ process**  
**Stabilizer Feet:** Metal

Example: MPS6090-FARM - - - - -

<b>Model</b>	-	-	-	-	-
Perimeter character finish color begin with character on left	-	Perimeter character InScribed™ detail finish color [if applicable]	-	Perimeter character #2 finish color selection	-
				Perimeter character InScribed™ detail finish color [if applicable]	Puppet Stage finish color

**Repeat as needed**





		List Price			
		Cut-Out Tiers			
Description	Model	Tier A	Tier B	Tier C	No Cut-Out
36" W x 18" D x 24" H	MBX361824	.			\$2,029.

**Ordering Information**

1. Model
2. CutOut™ [if applicable]
3. InSet™ detail finish
4. Toy Chest finish

**Construction**

**Material:** Premium particle board with maple wood veneer

**CutOut™ Material:** Laminate InSet™ process.

**Hinges:** Two safety locking hinges.

Example: MBX361824 - \_\_\_\_\_ - \_\_\_\_\_ - \_\_\_\_\_

<b>Model</b>	CutOut™ [if applicable]	InSet™ laminat sele- tion stand- ard [SL]*, custom [CC]	Toy chest finish
--------------	----------------------------	--	---------------------

\* Standard laminate from Formica, Wilsonart, Pionite and Nevamar



		List Price			
Description	Model	Small 12" L	Medium 13" L to 24" L	Large 25" to 36" L	X-Large 37" and beyond
Butterfly	MBBT100-	\$665.	\$890.	\$1,100.	please request quote
Goose	MBGS100-	\$665.	\$890.	\$1,100.	please request quote
Dragonfly	MBDF100-	\$665.	\$890.	\$1,100.	please request quote
Bird in flight	MBBF100-	\$665.	\$890.	\$1,100.	please request quote
Dream Cloud	MBDC100-	\$550.	\$775.	\$1,000.	please request quote
Sun	MBSN100-	\$550.	\$775.	\$1,000.	please request quote
Moon	MBMN100-	\$550.	\$775.	\$1,000.	please request quote
Star	MBST100-	\$550.	\$775.	\$1,000.	please request quote
Cloud	MBCD100-	\$550.	\$775.	\$1,000.	please request quote
Tampa Sun	MBTS100-	\$550.	\$775.	\$1,000.	please request quote
Tampa Moon	MBTM100-	\$550.	\$775.	\$1,000.	please request quote
Tampa Star	MBTR100-	\$550.	\$775.	\$1,000.	please request quote
Tampa Cloud	MBTC100-	\$550.	\$775.	\$1,000.	please request quote
White Oak Leaf	MBWL100-	\$550.	\$775.	\$1,000.	please request quote
Elm Leaf	MBEL100-	\$550.	\$775.	\$1,000.	please request quote
Ladybug	MBLB100-	\$665.	\$890.	\$1,100.	please request quote
Bumblebee	MBBB100-	\$665.	\$890.	\$1,100.	please request quote

**Ordering Information**

1. Model
2. Size
3. Finish selection
4. Wing finish selection [if applicable]

**Construction**

**Material:** Premium maple wood veneer.  
**Fasteners:** Please consult customer service. Fasteners vary upon ceiling application requirements.  
**Notes:** More than 2 colors please add \$75.00 List

Example: MBEL100 -      -      -

<b>Model</b>	Size S - Small M - Medium L - Large XL - Extra Large	Mobile finish selection [body if applicable]	Wing finish selection [if applicable]
--------------	--	--	--

# Speciality Tables

# Leaf table

## Construction

**Worksurfaces:** 1" Baltic Birch with laminate or wood veneer surface. A phenolic backer on the underside is standard.



**Plover Legs:** Constructed of 1" thick plywood of select North American rotary-cut maple veneer with an adjustable level feature. A wide variety of wood finish colors are available.



**Lorca Legs:** Constructed of 2" diameter steel tube welded to a 4" x 4" steel top plate. Legs are electrostatically coated with epoxy powder. A wide variety of powder coat finishes are available. Glide is constructed of hard maple turned to match the Lorca/Wyoming chair glide with an adjustable level feature. Available in red, yellow, blue, grey and black.



Leaf Tables with laminate top



LeafTable - Plover	Description	Base Code	Edge Style
<b>PLOVER LEG</b>	41"W x 48" L	TPL4148L40P__	<b>40 Exposed Ply</b>
	61"W x 72" L	TPL6172L40P__	\$1,572.
			\$1,905.

LeafTable - Lorca	Description	Base Code	Edge Style
<b>LORCA LEG</b>	41"W x 48" L:	TPL4148L40L__	<b>40 Exposed Ply</b>
	61"W x 72" L	TPL6172L40L__	\$1,572
			\$1,905.

**WEIGHT:** Please inquire with customer service for information.

**MORE INFORMATION:** When specifying 2- color laminate lay up, laminate will have to be from same laminate manufacturer.

**ORDERING INSTRUCTIONS:** Please refer to the product code builder below

**Edge Style Code:**  
40 Exposed Ply

TPL6172L

Base Code	Insert Leg Height 20", 24" or 26"	Top Selection [laminate 1 selection]	Top Selection [laminate 2 selection]	Leg Wood or Powdercoat Finish	Edge Color/Finish	Glide Finish [finish chart, page 9]
<b>Model Code</b>	<b>Finishes</b>					

# ring around the table

## Construction

**Worksurfaces:** 1.125" premium particle board with laminate surface and phenolic backer is standard.

**Base:** 26" DIA cylinder with select North American rotary-cut maple veneer or laminate.

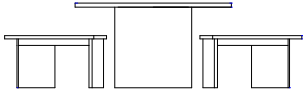
**Benches:** 73" W x 14" D x 16" H. 1" plywood surfaced with select North American maple veneer with apron.

**Grommet:** 3" DIA grommet is standard with access panel in base for power access.



**Ring Around the Table** 

Ring Around the Table - Laminate	Description	Base Code	Edge Styles				
			10	15	20	25	32
	48" DIA	TRING48L__	\$5,572.	\$5,572.	\$5,626.	\$5,626.	\$6,326.



Ring Around the Table - Maple Veneer	Description	Base Code	Edge Styles				
			10	15	20	25	32
	48" DIA	TRING48M__	\$6,022.	\$6,022.	\$6,076.	\$6,076.	\$6,776.

**WEIGHT:** Please inquire with customer service for information.

**MORE INFORMATION:** 3" grommet. Access door is standard. May be specified without.

**ORDERING INSTRUCTIONS:** Please refer to the product code builder below

TRING48

Base Code	Insert Edge Style Code	Top Selection [laminat selection] [finish selection]	Base [laminat selection] [finish selection]	Edge Finish [finish chart, pages 7-9]	Bench Finish [finish chart, pages 7-9]	Grommet [is standard none is XX]
-----------	------------------------------	--	---	--	---	-------------------------------------

Model Code

Finishes

**Edge Style Codes:**

- 10 Laminate Self Edge
- 15 Vinyl T-Mold
- 20 Maple Edge
- 25 Plywood Edge
- 32 Bullnose  **Solid wood**

For edge details refer to page 6

# Lilypad display table

## Construction

**Worksurfaces:** 1.125" premium particle board core with laminate surface and phenolic backer is standard.

**Divider Panel:** The panels are premium 1" thick multi-ply and are surfaced on both sides with a select white, rotary-cut northern hardwood maple veneer.


**Leg:** Available in Flick [as pictured], Lorca, Kestrel or Plover legs. May be specified in 20", 24", 26" and 29" with an exception to the Flick child available in 25" worksurface height only.






**Lilypad Display Table** 

**Edge Styles**

Lilypad Table - Flick	Description	Base Code	10	15	20	25	30
<b>ROUND</b> 	36" DIA	TLDC36L__C25	\$1,584.	\$1,584.	\$1,680.	\$1,680.	\$2,460
	42" DIA	TLDC42L__C25	\$1,740.	\$1,740.	\$1,884.	\$1,884.	\$3,042
	48" DIA	TLDC48L__C25	\$1,842.	\$1,842.	\$2,010.	\$2,010.	\$3,252.

**Edge Styles**

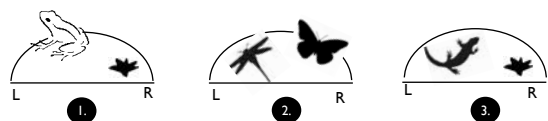
Lilypad Table - Lorca	Description	Base Code	10	15	20	25	30
<b>ROUND</b> 	36" DIA	TLDC36L__L__	\$1,554.	\$1,554.	\$1,650.	\$1,650.	\$2,430.
	42" DIA	TLDC42L__L__	\$1,710.	\$1,710.	\$1,854.	\$1,854.	\$3,012.
	48" DIA	TLDC48L__L__	\$1,812.	\$1,812.	\$1,980.	\$1,980.	\$3,222.

**Edge Styles**

Lilypad Table - Kestrel	Description	Base Code	10	15	20	25	30
	36" DIA	TLDC36L__K__	\$1,776.	\$1,776.	\$1,866.	\$1,866.	\$3,258.
	42" DIA	TLDC42L__K__	\$1,920.	\$1,920.	\$2,058.	\$2,058.	\$3,258.
	48" DIA	TLDC48L__K__	\$2,022.	\$2,022.	\$2,178.	\$2,178.	\$3,468.

**Edge Styles**

Lilypad Table - Plover	Description	Base Code	10	15	20	25	30
	36" DIA	TLDC36L__P__	\$1,572.	\$1,572.	\$1,668.	\$1,668.	\$2,448.
	42" DIA	TLDC42L__P__	\$1,728.	\$1,728.	\$1,872.	\$1,872.	\$3,030.
	48" DIA	TLDC48L__P__	\$1,830.	\$1,830.	\$1,998.	\$1,998.	\$3,240.



Lilypad Design Options

**ORDERING INSTRUCTIONS:** Please refer to the product code builder below

Example: TLDC36L\_\_K\_\_ - - - - -  
**Model**  
 Insert edge style    Insert leg height  
 20" h,    24" h,    26" h

Top Surface Selection  
 Standard laminate [SL]®; custom laminate [CL]

Edge color or finish

Divider panel selection  
 1. 2. 3.

Divider panel finish selection

Left side pond element finish color or custom finish [CC].

Right side pond element finish color selection

Leg finish

Glide color [if applicable]

**Edge Style Codes:**

- 10 Laminate Self Edge
- 15 Vinyl T-Mold
- 20 Maple Edge
- 25 Plywood Edge
- 30 Eased Edge
- 31 Waterfall
- 32 Bullnose
- 33 Top Chamfer
- 34 Bottom Chamfer

For edge details refer to page 6

# Working habitat table

## Construction

**Worksurfaces:** 1.125" premium particle board core with laminate surface and phenolic backer is standard.

**Divider Panel:** The panels are premium 1" thick multi-ply and are surfaced on both sides with a select white, rotary-cut northern hardwood maple veneer.

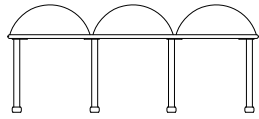
**Leg:** Available in Flick [as pictured], Lorca, Kestrel or Plover legs. May be specified in 20", 24", 26" and 29" with an exception to the Flick child available in 25" worksurface height only.





Edge Styles

Working HabitatTable



Description	Base Code	10	15	20	25	30
24" D x 72"	TWH7224L10__	\$2,775	\$2,775.	\$2,952.	\$2,952.	\$3,125.
24" D x 108"	TWH10824L10__	\$4,556.	\$4,556.	\$4,673.	\$4,673.	\$5,058.

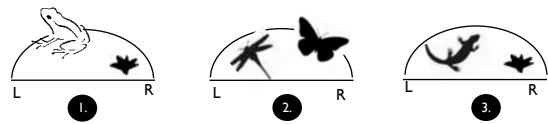
Leg Sytle Codes:

- C Flick
- L Lorca
- K Kestrel
- P Plover

Edge Style Codes:

- 10 Laminate Self Edge
- 15 VinylT-Mold
- 20 Maple Edge
- 25 Plywood Edge
- 30 Eased Edge

For edge details refer to page 6



Lilypond Design Options

**ORDERING INSTRUCTIONS:** Please refer to the product code builder below

Working Habitat Table

Example: TWH7224L10

Model

Insert	Insert	Top Surface Selection Standard laminate [SL]*; custom laminate [CL]	Edge color or finish	Divider panel selection 1. 2. 3.	Left side pond element finish color custom finish [CC]	Right side pond element finish color custom finish [CC]	Divider panel selection 1. 2. 3.	Left side pond element finish color custom finish [CC]	Right side pond element finish color custom finish [CC]	Divider panel selection 1. 2. 3. [if applicable]	Divider panel finish color	Leg finish	Glide color [if applicable]
Leg height 20", 24" 26" and 25"	Flick only	* Standard grade laminate from Formica, Wilsonart, Pionite and Nevamar											

Provide left and right side finish elements

# Sloped Picture table

## Construction

**Worksurfaces:** Premium particle board. Laminate or linoleum is standard.

**Side Panels:** Premium maple veneer plywood.

**Edge Treatment:** Book stop.

**CutOut™ Material:** Laminate [InSet™] or maple [InScribed™] on side panels.

Other wood species are available upon request.

**Benches or stools:** Matching benches and stools are available. Please refer Seating Price List.



Sloped Picture Table

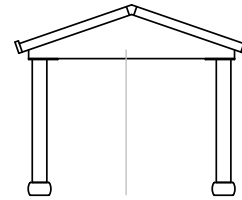


		Solid Wood	I - 1/4"	
<b>Laminate Top Description</b>	Book Stop Edge			
	Model			
	32" x 60"	TY3260L__	\$2,985.	
32" x 72"	TY3272L__	\$3,596.		
<b>Linoleum Top Description</b>	32" x 60"	TY3260U__	\$3,448.	
	32" x 72"	TY3272U__	\$4,133.	

**Leg Style Codes:**

- C25 Flick
- L\_\_ Lorca
- K\_\_ Kestrel
- P\_\_ Plover

20" 24", 26" leg heights



CutOut™ placement option on both sides

**ORDERING INSTRUCTIONS:** Please refer to the product code builder below

TY3260LC\_\_

Base Code	Insert Leg Code and Height	Top Selection [laminite or linoleum selection]	Leg Wood or Powdercoat Finish	Edge Color/Finish	Glide Finish [finish chart, page 15]	Cut-Out [none XX]	Cut-Out Process Code [NT, NC]	Cut-Out Color Selection [page 10]

**Model Code**

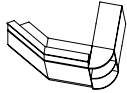
**Finishes**

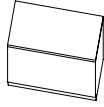

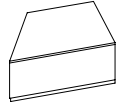

# Circulation Desks



©2003 TMC Furniture Inc.

C i r c u l a t i o n   D e s k s



	Description	Model	List Price Cut-Out Tiers					None	Weight
			Tier A	Tier B	Tier C	Tier D			
<b>Rectangular Unit</b> 	36" L x 30"D x 29" TH	CDR3630L					\$2,750.		
	48" L x 30"D x 29" TH	CDR4830L					\$2,880.		
	54" L x 30"D x 29" TH	CDR5430L					\$3,047.		
	60" L x 30"D x 29" TH	CDR6030L					\$3,422.		
	72" L x 30"D x 29" TH	CDR7230L					\$4,396.		
<b>Rectangular Unit with Transaction Counter Ledge</b> 	36" L x 30"D x 29" TH	CDR3630LT					\$3,495.		
	48" L x 30"D x 29" TH	CDR4830LT					\$3,604.		
	54" L x 30"D x 29" TH	CDR5430LT					\$3,827.		
	60" L x 30"D x 29" TH	CDR6030LT					\$4,495.		
	72" L x 30"D x 29" TH	CDR7230LT					\$5,337.		
<b>Trapezoid Unit</b> 	36" L x 30"D x 29" TH	CDT3630L					\$4,423.		
	48" L x 30"D x 29" TH	CDT4830L					\$4,565.		
	54" L x 30"D x 29" TH	CDT5430L					\$4,855.		
	60" L x 30"D x 29" TH	CDT6030L					\$5,721.		
	72" L x 30"D x 29" TH	CDT7230L					\$7,425.		
<b>Trapezoid Unit with Transaction Counter Ledge</b> 	36" L x 30"D x 29" TH x OH	CDT3630LT					\$5,847.		
	48" L x 30"D x 29" TH	CDT4830LT					\$6,038.		
	54" L x 30"D x 29" TH	CDT5430LT					\$6,430.		
	60" L x 30"D x 29" TH	CDT6030LT					\$7,599.		
	72" L x 30"D x 29" TH	CDT7230LT					\$9,072.		

**Ordering Information**

Order all items by their product code.  
 To create the product code specify:

1. Model
2. Top selection [specify SL-Standard Laminate, CC- Custom]
3. Edge treatment code
4. Edge finish
5. Cut-Out [no cut-out specify xx]
6. Cut-Out Placement [see diagram page ?none xx]
7. Base Model
8. Panel finish [see page?]
9. Electrical Components [see Power Data Guide]

Example: CAPSA3030L - - - - - F29 -

**Model**

Top surface  
 SL- standard  
 laminate  
 selection\*  
 CC- Custom

Edge  
 treatment  
 code

Edge  
 finish

Cut-Out  
 [no cut-out  
 specify XX,  
 custom CC]

Cut-Out  
 Placement  
 A = back panel  
 B1 = side panel  
 above worksurface  
 B2 = side panel below  
 worksurface  
 [no cut-out specify XX,  
 custom, CC]

**Base Model**

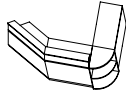
Panel  
 finish

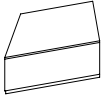



\* Standard grade laminate from Formica, Wilsonart, Pionite and Nevamar

**Electrical Data**  
 One grommet per workstation is included



C i r c u l a t i o n   D e s k s



	Description	Model	List Price Cut-Out Tiers				None	Weight
			Tier A	Tier B	Tier C	Tier D		
<b>Angled Right Side Unit</b>  	36" L x 30"D x 29" TH	CDAR3630L					\$2,914.	
	48" L x 30"D x 29" TH	CDAR4830L					\$3,003.	
	54" L x 30"D x 29" TH	CDAR5430L					\$3,186.	
<b>Angled Right Side Unit with Transaction Counter Ledge</b>	36" L x 30"D x 29" TH	CDAR3630T					\$4,192.	
	48" L x 30"D x 29" TH	CDAR4830T					\$4,352.	
	54" L x 30"D x 29" TH	CDAR5430T					\$4,600.	
<b>Angled Left Side Unit</b>  	36" L x 30"D x 29" TH	CDAL3630L					\$2,914.	
	48" L x 30"D x 29" TH	CDAL4830L					\$3,003.	
	54" L x 30"D x 29" TH	CDAL5430L					\$3,186.	
<b>Angled Right Side Unit with Transaction Counter Ledge</b>	36" L x 30"D x 29" TH	CDAL3630LT					\$4,192.	
	48" L x 30"D x 29" TH	CDAL4830LT					\$4,352.	
	54" L x 30"D x 29" TH	CDAL5430LT					\$4,600.	
<b>Radiused 90 degree Corner Unit -open</b>	30" L x 30"D x 29" TH	CDRO090					\$1,735.	
<b>Radiused 90 degree Corner Unit -with shelves</b>  	30" L x 30"D x 29" TH	CDRO90S					\$2,020.	
<b>Triangular 90 degree Closed Corner Unit</b>	30" L x 30"D x 29" TH	CDTCC90					\$1,782.	
<b>Triangular 90 degree Open Corner Unit</b>	30" L x 30"D x 29" TH	CDTCO90					\$1,735.	
<b>Triangular 90 degree Corner Unit -with shelves</b>  	30" L x 30"D x 29" TH	CDTCO90S					\$2,020.	

# TMC

FURNITURE

119 East Ann Street  
Ann Arbor, Michigan 48104  
Telephone: 734-622-0080  
Fax: 734-622-0088  
[www.tmc furniture.com](http://www.tmc furniture.com)

